

# **Annual List of Federally Obligated Projects FY 2013**

(July 1, 2012 to June 30, 2013)

September 2013

**Akron Metropolitan Area Transportation Study**  
806 CitiCenter Bldg./146 S High St./Akron, Ohio 44308-1423  
Phone: (330) 375-2436  
Fax: (330) 375-2275

This report was prepared by the Akron Metropolitan Area Transportation Study (AMATS) in cooperation with the U.S. Department of Transportation, the Ohio Department of Transportation, and the village, City and County governments of Portage and Summit Counties and Chippewa Township in Wayne County. The contents of this report reflect the views of AMATS, which is responsible for the facts and accuracy of the data presented herein. The contents do not necessarily reflect the official view and policies of the Ohio and/or U.S. Department of Transportation. This report does not constitute a standard, specification or regulation.

## Introduction

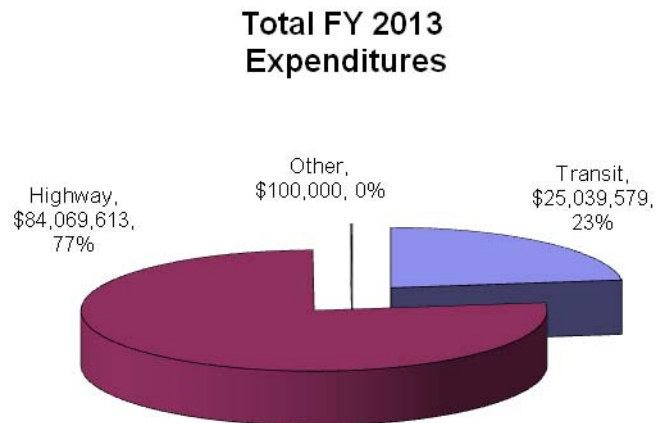
The Moving Ahead for Progress in the 21<sup>st</sup> Century Act (MAP-21) requires that Metropolitan Planning Organizations (MPO) publish an annual listing of federally obligated projects.

The Federal Highway Administration (FHWA) defines obligation as the federal government's commitment to pay or reimburse an entity for the federal share of a project's eligible cost. Obligation does not necessarily indicate expenditure or project completion; only that the project has been approved by the government for reimbursement.

This report includes the status of all projects listed in the Transportation Improvement Program for FY 2013, which began on July 1, 2012 and ended on June 30, 2013.

## Obligation Report

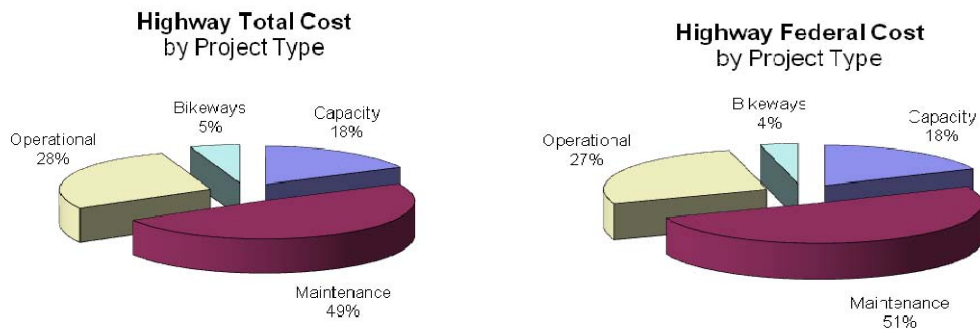
During FY 2013, \$109.2 million was expended on highway and transit projects in the AMATS area. Of this total, \$84.1 million was for highway projects and \$25.0 million for transit projects. The remaining \$100,000 was expended on the AMATS Air Quality Advocacy Program. The following pie chart is a summary of the percentage of total expenditures by mode in the TIP for FY 2013 that includes funding from federal, state and local sources. The Other category indicates the Air Advocacy Program.



## Highway Projects

There are several different types of highway projects listed in the TIP. These include capacity, operational, maintenance and bikeway type projects. Capacity projects include constructing new roadways and adding new lanes to existing roadways to accommodate

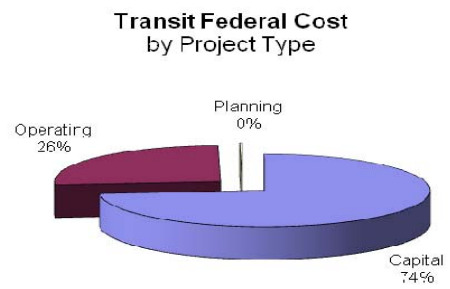
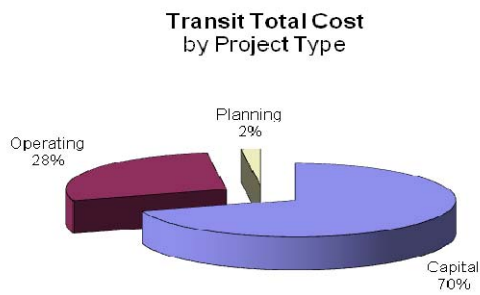
larger volumes of traffic. In FY 2013, there was \$14.8 million in capacity type projects scheduled in the TIP. Operational projects include improving the flow of traffic usually by either coordinating traffic signals and/or adding turn lanes. In FY 2013, \$23.6 million was expended for operational improvement projects. Maintenance projects are aimed at preserving the roadways by resurfacing or reconstruction. Maintenance projects accounted for \$41.2 million in FY 2013. Bikeway projects are typically off road facilities. These type of projects amounted to \$4.4 million in FY 2013. The following pie charts show the percentage of expenditures for each project type by total project cost and by federal funding sources only.



The Highway Project tables, located at the end of this report, are reflective of the various stages of project development that occurred during the course of FY 2013. The tables are divided into projects that began construction, were authorized for preliminary engineering or right-of-way, planning studies authorized or were cancelled or delayed. The tables provide detailed information such as locations and limits, type of work and the amount of federal funds programmed for projects. (Please note that some projects or phases of a project did not have any federal funds programmed and are designated with “N/A.”) The accompanying Highway Projects Map depicts the location of these projects and their status during FY 2013.

### Transit Projects

Transit projects are also divided into several different types in the TIP. These include capital, operating and planning type projects. Capital projects include purchasing of equipment, which is typically new buses. In FY 2013, there was \$17.5 million in capital expenditures. Operating expenditures typically include personnel salaries, fuel costs and routine maintenance on buses and facilities. In FY 2013, \$7.0 million was expended for operating type projects. Planning activities are aimed at planning and evaluating transit services. This can include conducting long range and regional transit planning and analysis and measuring of system performance. In FY 2013 \$485,000 was spent on transit planning activities. The following pie charts show the percentage of expenditures for each project type by total project cost and by federal funding sources only.



The Transit Projects table provides project information such as type of project, the amount of federal funds awarded or programmed and the status of the grant or project in FY 2013.

## HIGHWAY PROJECTS THAT BEGAN CONSTRUCTION FY 2013

No.	PID #	PROJECT	LOCATION & TERMINI	TYPE OF WORK	FY 2013 FEDERAL FUNDS
1	92656	POR-CRAIN AVE-Resurfacing	KENT CRAIN AVE FROM EAST OF LAKE ST TO NORTH WILLOW ST	RESURFACING	\$93,940
2	79009	POR-PROSPECT ST (POR-CR 74-6.46)	RAVENNA TOWNSHIP PROSPECT ST FROM SUMMIT RD TO HAYES RD	TURN LANES AND SIGNALS	\$1,002,040
3	92710	POR-TALLMADGE RD-Resurfacing	ROOTSTOWN TWP TALLMADGE RD FROM NEW MILFORD RD TO INDUSTRY RD	RESURFACING	\$171,380
4	85296	POR-SR 5-3.22	RAVENNA TOWNSHIP SR 5 AT NEW MILFORD RD	RECONFIGURE INTERSECTION LANE RESTRICTIONS	\$858,500
5	82907	POR-SR 14-1.72	STREETSBORO SR 14 FROM OHIO TURNPIKE RAMPS TO SUPERIOR AVE	RESURFACING WORK ON TWO BRIDGES	\$940,490
6	76348	POR-IR 76-1.51	BRIMFIELD AND ROOTSTOWN TOWNSHIPS IR 76 FROM 0.21 MILES EAST OF TALLMADGE RD TO 0.23 MILES WEST OF NEW MILFORD RD	MINOR REHABILITATION RESURFACING	\$7,063,100
7	92144	POR-IR 76-20.10	PALMYRA TOWNSHIP I-76 EB NEAR PARKMAN RD	SLIDE REPAIR	\$255,330
8	82919	POR-US 224-0.00	SUFFIELD/RANDOLPH/ATWATER TOWNSHIPS US 224 FROM SUMMIT COUNTY LINE TO SR 183	MINOR REHABILITATION BRIDGE WORK INTERSECTION IMPROVEMENTS AT SR 43	\$4,712,550
9	93303	STA/SUM SIGNALS FY2013 (Uninterruptible Power Supply)	STARK AND SUMMIT COUNTIES 69 SIGNALIZED INTERSECTIONS AT VARIOUS LOCATIONS	ADD BATTERY BACK-UP POWER	\$418,000

## HIGHWAY PROJECTS THAT BEGAN CONSTRUCTION FY 2013

No.	PID #	PROJECT	LOCATION & TERMINI	TYPE OF WORK	FY 2013 FEDERAL FUNDS
10	94276	SUM-ARLINGTON RD (CR 15)-0.00	GREEN ARLINGTON RD FROM GREEN SOUTH CORP LINE TO E. NIMISILA RD	RESURFACING	\$466,080
11	92665	SUM-BARLOW-TEREX RD- Resurfacing	HUDSON BARLOW-TEREX RD FROM SR 91 TO RR TRACKS	RESURFACING	\$486,220
12	92592	SUM-BRITTAIN RD-Resurfacing	AKRON BRITTAIN RD FROM EVANS AVE TO TALLMADGE AVE	RESURFACING	\$147,200
13	93818	SUM-CLEVELAND MASSILLON RD	NEW FRANKLIN CLEVELAND MASSILLON RD FROM NEW FRANKLIN NORTH CORP LINE TO NEW FRANKLIN SOUTH CORP LINE	RESURFACING	\$676,520
14	92666	SUM-COMMERCE DR-Resurfacing	STOW COMMERCE DR FROM HUDSON DR TO DARROW RD	RESURFACING	\$251,820
15	94274	SUM-EVERETT RANGER PARKING LOT	BOSTON TOWNSHIP EVERETT RANGER STATION, 4683 RIVERVIEW RD	RESURFACE EXISTING GRAVEL PARKING LOT WITH ASPHALT	\$46,470
16	92667	SUM-GHENT RD/CLEVE-MASS RD Resurfacing	BATH TWP GHENT RD FROM SOUREK RD TO CLEVE-MASS RD CLEVE-MASS RD FROM SR 18 TO SPRINGSIDE DR	RESURFACING	\$726,490
17	94277	SUM-GREENSBURG RD EAST (CR 133)	GREEN GREENSBURG RD FROM ETTER DR TO GREEN EAST CORP LINE	RESURFACING	\$397,100
18	92669	SUM-GREENSBURG RD WEST (CR 133)	GREEN GREENSBURG RD FROM ARLINGTON RD TO SHRIVER RD	RESURFACING	\$359,150

## HIGHWAY PROJECTS THAT BEGAN CONSTRUCTION FY 2013

No.	PID #	PROJECT	LOCATION & TERMINI	TYPE OF WORK	FY 2013 FEDERAL FUNDS
19	92671	SUM-HINES HILL RD-Resurfacing	HUDSON HINES HILL RD FROM WEST CORP LINE TO PROSPECT ST	RESURFACING	\$289,640
20	92675	SUM-HUDSON DR-Resurfacing	STOW HUDSON DR FROM MCCULLEY/HIBBARD TO SEASONS/NORTON RD	RESURFACING	\$205,930
21	92676	SUM-MAYFAIR RD-Resurfacing	GREEN MAYFAIR RD FROM SOUTH CORP LINE TO RR TRACKS	RESURFACING	\$184,690
22	92712	SUM-MOGADORE RD-Resurfacing	MOGADORE MOGADORE RD FROM WEST CORP LINE TO GILCHRIST RD	RESURFACING	\$212,380
23	92713	SUM-NEWTON ST-Resurfacing	TALLMADGE NEWTON ST FROM WEST CORP LINE TO SOUTHEAST AVE	RESURFACING	\$199,430
24	92716	SUM-NORTHWEST AVE-Resurfacing	TALLMADGE NORTHWEST AVE FROM TALLMADGE CIRCLE TO WEST CORP LINE	RESURFACING	\$224,400
25	88544	SUM-NORTON RD	HUDSON/STOW NORTON RD FROM SR 91 TO STOW RD	RESURFACING	\$435,380
26	92690	SUM-RIVERVIEW RD-Resurfacing	BOSTON TWP RIVERVIEW RD FROM CUYAHOGA FALLS NORTH CORP LINE TO PENINSULA SOUTH CORP LINE	RESURFACING	\$676,080
27	84907	SUM-SEIBERLING WAY PHASE II	AKRON SEIBERLING WAY FROM EAGLE ST TO MASSILLON RD	CONSTRUCT NEW STREET MODERN ROUNDABOUT AT EAGLE ST	\$6,994,610

## HIGHWAY PROJECTS THAT BEGAN CONSTRUCTION FY 2013

No.	PID #	PROJECT	LOCATION & TERMINI	TYPE OF WORK	FY 2013 FEDERAL FUNDS
28	92704	SUM-SHEPARD RD-Resurfacing	TWINSBURG AND MACEDONIA SHEPARD RD FROM I-480 BRIDGE TO RAVENNA RD	RESURFACING	\$315,430
29	92719	SUM-STATE ST south-Resurfacing	BARBERTON STATE ST FROM ROBINSON AVE TO HIGHLAND AVE	RESURFACING	\$452,610
30	81605	SUM-STATE RD	CUYAHOGA FALLS STATE RD FROM BATH RD TO STEELS CORNERS RD	TURN LANE UPGRADE SIGNALS BIKE LANE IMPROVE DRAINAGE	\$5,181,140
31	92705	SUM-STOW RD-Resurfacing	STOW STOW RD FROM CALL RD TO NORTON RD	RESURFACING	\$299,820
32	92706	SUM-TALLMADGE RD-Resurfacing	CUYAHOGA FALLS TALLMADGE RD FROM NEWBERRY ST TO CLYDE AVE	RESURFACING	\$302,600
33	92726	SUM-SOUTH THOMAS RD- Resurfacing	TALLMADGE SOUTH THOMAS RD FROM WEST CORP LINE TO WEST AVE	RESURFACING	\$118,350
34	89456	SUM-THORNTON ST BRIDGE	AKRON THORNTON ST FROM BROADWAY TO WOLF LEDGES	ASPHALT OVERLAY REPAIRS TO EXPANSION JOINTS, WINGWALLS, SIDEWALKS AND CURBS	\$560,420
35	92727	SUM-WOOSTER RD NORTH- Resurfacing	BARBERTON WOOSTER RD NORTH FROM PARK AVE TO HOPOCAN AVE	RESURFACING	\$153,920
36	87783	SUM-SR 18-10.65 (EAST MARKET ST)	AKRON EAST MARKET ST FROM GOODKIRK ST TO FIRESTATION 2 AND GOODKIRK ST/ FOUNTAIN ST FROM EXCHANGE ST TO PERKINS AVE	UPGRADE SIGNAL SYSTEM INTERCONNECT PRE-EMPTION	\$583,310



## HIGHWAY PROJECTS THAT BEGAN CONSTRUCTION FY 2013

No.	PID #	PROJECT	LOCATION & TERMINI	TYPE OF WORK	FY 2013 FEDERAL FUNDS
37	93749	SUM-IR 76/77-11.44/15.18	AKRON I-76/77 FROM CENTRAL INTERCHANGE TO COPLEY RD	RESURFACING MINOR CONCRETE REPAIRS	\$1,202,730
38	87756	SUM-SR 91-9.06 (DARROW RD)	STOW SR 91 SOUTH OF SR 59	BRIDGE REPLACEMENT	N/A
39	94630	SUM-SR 91-19.38 (DARROW RD)	TWINSBURG SR 91 (DARROW RD) AT CREEKSIDE DR	SIGNAL UPGRADE ADD LEFT TURN LANES ON NORTH AND SOUTH LEGS OF SR 91	\$500,000
40	76437	SUM-SR 93-6.92 (MANCHESTER RD)	COVENTRY TOWNSHIP SR 93 (MANCHESTER RD) FROM SOUTH OF ROBINSON AVE TO NORTH OF CORMANY RD	WIDEN TO FIVE LANES INTERSECTION IMPROVEMENTS	\$4,110,400
41	76436	SUM-SR 93/SR 619	NEW FRANKLIN SR 93 AT SR 619	TURN LANES SIGNAL UPGRADE	\$1,093,440
42	25552	SUM-SR 162-0.00 (COPLEY RD)	COPLEY TOWNSHIP AND AKRON SR 162 (COPLEY RD) FROM MEDINA COUNTY LINE TO IR 77	MINOR REHABILITATION RESURFACING	\$1,188,630
43	18710	SUM-IR 271-2.33	RICHFIELD AND RICHFIELD TOWNSHIP IR 271 FROM 0.42 MILES SOUTH OF SR 176 TO THE OHIO TURNPIKE BRIDGE	PAVEMENT REPLACEMENT BRIDGE WORK WIDEN BERM ON BRIDGE FOR BIKERS	\$3,860,460
44	82914	SUM-SR 303-10.54	HUDSON SR 303 FROM WEST CORP LINE TO EAST CORP LINE	RESURFACING MINOR WORK TO THREE BRIDGES	\$1,260,540
45	86928	SUM-SR 532-1.56 (CLEVELAND AVE)	MOGADORE CLEVELAND AVE AT MOGADORE RD	UPGRADE SIGNAL WITH 12 INCH HEADS AND BACKPLATE	\$110,020
46	81599	SUM-SR 619-6.44	GREEN SR 619 FROM NEW FRANKLIN EAST CORP LINE TO STARK COUNTY LINE	RESURFACING BRIDGE REPLACEMENT	\$1,104,220

## HIGHWAY PROJECTS AUTHORIZED FOR ENGINEERING OR RIGHT OF WAY FY 2013

No.	PID #	PROJECT	LOCATION & TERMINI	TYPE OF WORK	FY 2013 PHASE	FY 2013 FEDERAL FUNDS
1	90582	POR-FRED FULLER PARK DR	KENT FRED FULLER PARK	BRIDGE REPLACEMENT	ENGINEERING	\$5,600
2	78278	POR-SR 14-12.55	RAVENNA TOWNSHIP SR 14 AT SR 59 / NEWTON FALLS RD	INTERSECTION IMPROVEMENTS ELIMINATE NEWTON FALLS LEG EXTEND PECK RD TO SR 59	ENGINEERING RIGHT OF WAY	\$1,265,000
3	86923	SUM-31st ST	BARBERTON 31st ST FROM WOOSTER RD TO SHANNON AVE	ADD MEDIAN TURN LANE SIGNAL UPGRADE AT SHANNON AVE	RIGHT OF WAY	\$374,000
4	86154	SUM-AKRON CLEVELAND RD	BOSTON HEIGHTS AKRON-CLEVELAND RD BRIDGE OVER METROPARKS TRAIL	BRIDGE REPLACEMENT	ENGINEERING RIGHT OF WAY	\$428,300
5	84396	SUM-ENGLEWOOD ST	AKRON ENGLEWOOD ST FROM MARTHA AVE TO MASSILLON RD	RECONSTRUCTION EXTEND TO MASSILLON RD	RIGHT OF WAY	\$370,000
6	92216	SUM-GHENT HISTORIC WAYSIDE ACQUISITION	BATH TOWNSHIP 1200' NORTH OF GRANGER RD ON WEST SIDE OF ROADWAY	AQUISITION OF 7.5 ACRES DEVELOPMENT OF A VISITOR INFORMATION WAYSIDE	RIGHT OF WAY	\$251,600
7	84977	SUM-GRAHAM RD	CUYAHOGA FALLS AND STOW GRAHAM RD FROM BATH RD TO SR 8	TURN LANES SIGNAL COORDINATION RESURFACING	RIGHT OF WAY	\$812,800
8	92252	SUM-N HOWARD ST	AKRON NEAR THE INTERSECTION OF N HOWARD ST AND W NORTH ST	PROPERTY ACQUISITION REMOVAL OF THREE BILLBOARDS	RIGHT OF WAY	\$240,000
9	92240	SUM-RAVENNA RD-6.33 (CR 12)	TWINSBURG TOWNSHIP RAVENNA RD OVER TINKERS CREEK	BRIDGE REPLACEMENT	RIGHT OF WAY	\$80,000
10	84397	SUM-SEIBERLING WAY PHASE I	AKRON SEIBERLING WAY FROM ENGLEWOOD AVE TO EAGLE ST	CONSTRUCT NEW ROAD NEW BRIDGE OVER LITTLE CUYAHOGA RIVER	RIGHT OF WAY	\$632,404

**HIGHWAY PROJECTS AUTHORIZED FOR ENGINEERING OR RIGHT OF WAY  
FY 2013**

No.	PID #	PROJECT	LOCATION & TERMINI	TYPE OF WORK	FY 2013 PHASE	FY 2013 FEDERAL FUNDS
11	90890	SUM-WHITE POND DR-PHASE 3	AKRON AND COPLEY TOWNSHIP WHITE POND DR FROM I-77 TO SR 162 COPLEY RD	RESURFACING INTERSECTION IMPROVEMENTS	RIGHT OF WAY	\$750,000
12	83067	SUM-SR 18-1.20	COPLEY TOWNSHIP	RELOCATE MONTROSE WEST AVE TO HERTIAGE WOODS DR CONTRUCT ECLUSIVE EB RIGHT TURN LANE TO I-77 SB RAMP ON SR 18	ENGINEERING	\$320,000
13	77269	SUM-IR 76/77-10.00	AKRON IR 76/77 AT THE MAIN/BROADWAY AND WOLF LEDGES/GRANT INTERCHANGES	RECONFIGURE MAIN/BROADWAY AND GRANT/WOLF LEDGES INTERCHANGES	ENGINEERING	\$3,510,000
14	77270	SUM-IR 76/77/SR 8-11.00	AKRON CENTRAL INTERCHANGE IR 77/IR 76/SR 8	RECONFIGURE GEOMETRY INCREASE RAMP CAPACITY ENVIRONMENTAL STUDY FROM MAIN ST TO INMAN ST	ENGINEERING	\$900,000
15	86979	SUM-IR 76/77-11.27/12.22	AKRON IR 76/77 FROM BROWN ST TO CENTRAL INTERCHANGE	BRIDGE REPLACEMENT REMOVE THREE BRIDGES RELOCATE JOHNSTON ST BETWEEN SPICER ST AND BROWN ST	RIGHT OF WAY	\$1,800,000
16	76437	SUM-SR 93-6.92 (MANCHESTER RD)	COVENTRY TOWNSHIP SR 93 (MANCHESTER RD) FROM SOUTH OF ROBINSON AVE TO NORTH OF CORMANY RD	WIDEN TO FIVE LANES INTERSECTION IMPROVEMENTS	RIGHT OF WAY	\$92,000

**HIGHWAY PLANNING ACTIVITIES AUTHORIZED  
FY 2013**

No.	PID #	PROJECT / STUDY	LOCATION & TERMINI	TYPE OF WORK	FY 2013 FEDERAL FUNDS
1	83369	AMATS AIR QUALITY ADVOCACY PROGRAM	SUMMIT AND PORTAGE COUNTIES AND CHIPPEWA TOWNSHIP OF WAYNE COUNTY	PROMOTION OF ACTIVITIES TO IMPROVE AIR QUALITY SUCH AS	\$100,000

# HIGHWAY PROJECTS DELAYED

FY 2013

No.	PID #	PROJECT	LOCATION & TERMINI	TYPE OF WORK	FY 2013 PHASE	PROJECT STATUS
1	92707	POR-HIGHLAND AVE/DIAMOND ST Resurfacing	RAVENNA HIGHLAND AVE FROM SYCAMORE/CLEVELAND ST TO DIAMOND ST DIAMOND ST FROM HIGHLAND AVE TO MILL ST	RESURFACING	CONSTRUCTION	DELAYED
2	87664	POR-SUMMIT RD-3.85 (CR 148)	FRANKLIN TOWNSHIP SUMMIT RD AT POWDER MILL RD	CONSTRUCT ROUNDABOUT	CONSTRUCTION	DELAYED
3	88009	SUM-BANK ST-0.47	AKRON BANK ST OVER LITTLE CUYAHOGA RIVER	REPLACE BRIDGE SUPERSTRUCTURE MODIFY EXISTING ABUTMENTS RECONSTRUCT APPROACHES	CONSTRUCTION	DELAYED
4	80684	SUM-EVANS AVE GRADE SEPARATION	AKRON EVANS AVENUE OVER CSX RAIL LINE	RAILROAD GRADE SEPARATION	RIGHT OF WAY	DELAYED
5	85161	SUM-NORTH ST	AKRON NORTH ST BRIDGE OVER LITTLE CUYAHOGA RIVER	BRIDGE REPLACEMENT	CONSTRUCTION	DELAYED
6	85159	SUM-RAVENNA RD-0.05 (CR 12)	HUDSON RAVENNA RD OVER TINKERS CREEK	BRIDGE REPLACEMENT	CONSTRUCTION	DELAYED
7	86053	SUM-STATE ST BRIDGE	AKRON STATE ST BRIDGE OVER OHIO CANAL	BRIDGE REPLACEMENT	CONSTRUCTION	DELAYED
8	92721	SUM-STATE ST north-Resurfacing	BARBERTON STATE ST FROM WOOSTER RD TO ELMWOOD AVE	RESURFACING	CONSTRUCTION	DELAYED
9	92729	SUM-WOOSTER RD WEST- Resurfacing	BARBERTON WOOSTER RD WEST FROM TAYLOR RD TO KRANCZ DR	RESURFACING	CONSTRUCTION	DELAYED
10	85078	SUM-SR 91-21.11 (DARROW RD)	TWINSBURG SR 91 FROM POST RD TO GLENWOOD AVE	RECONSTRUCTION TURN LANES	RIGHT OF WAY	DELAYED
11	93445	SUM-IR 271/SR 8 NOISE WALL	MACEDONIA IR 271 AT SR 8	NEW NOISE WALL	CONSTRUCTION	DELAYED

**BIKEWAY AND PEDESTRIAN PROJECTS**  
FY 2013

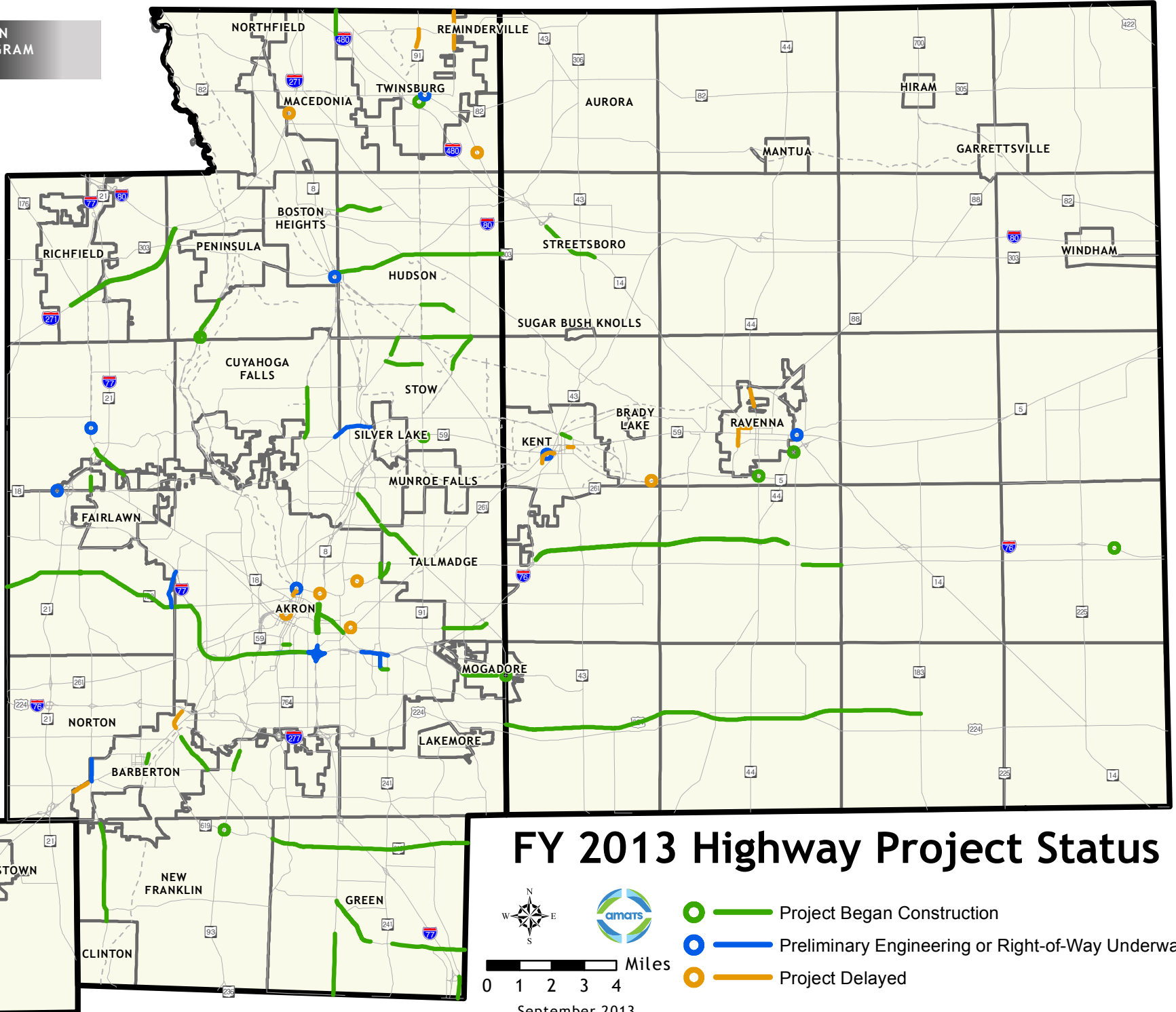
No.	PID #	PROJECT	LOCATION & TERMINI	TYPE OF WORK	FY 2013 PHASE	FY 2013 FEDERAL FUNDS
1	94282	POR-N. CHESTNUT ST-SIDEWALKS	RAVENNA/RAVENNA TWP RAVENNA HIGH SCHOOL TO ROBINSON HOSPITAL TO LOOMIS PKWY	CONSTRUCT SIDEWALKS	ENGINEERING	\$9,800
2	88517	POR-THE PORTAGE HIKE & BIKE (KSU GATEWAY SECTION)	KENT THE PORTAGE FROM SR 59 TO LINCOLN ST THE PORTAGE EXTENSION	CONSTRUCT 24 FOOT WIDE MULTI-PURPOSE TRAIL	CONSTRUCTION	\$700,000
3	84984	POR-THE PORTAGE HIKE & BIKE (TANNERY PARK SECTION)	KENT FRED FULLER PARK/WATER RECLAMATION FACILITY TO JOHN BROWN TANNERY PARK	CONSTRUCT MULTI-PURPOSE TRAIL	CONSTRUCTION	\$700,000
4	93760	SUM-LIBERTY RD TRAIL	TWINSBURG POST RD TO SOLON	CONSTRUCT MULTIPURPOSE TRAIL	ENGINEERING	\$62,100
5	88552	SUM-NORTHSIDE TRAIN STATION CONNECTOR	AKRON NORTHSIDE TRAIN STATION CONNECTOR FROM BEECH ST TRAIL HEAD TO NORTHSIDE TRAIN STATION	CONSTRUCT MULTI-PURPOSE TRAIL WITH BRIDGE	CONSTRUCTION	\$509,370
6	93608	SUM-STOW MUNROE FALLS SRTS	STOW AND MUNROE FALLS VARIOUS STREETS IN THE STOW/MUNROE FALLS SCHOOL DISTRICT	SIDEWALKS CROSSWALK IMPROVEMENT	ENGINEERING RIGHT OF WAY CONSTRUCTION	\$55,000 20,000 367,270

**AKRON METROPOLITAN AREA TRANSPORTATION STUDY**

**TRANSIT PROJECTS ACTIVITY**

**FY 2013**

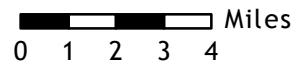
PROJECT DESCRIPTION	GRANT NUMBER	TOTAL PROJECT COST	FEDERAL TRANSIT FUNDING		GRANT/PROJECT STATUS
			AMOUNT	SOURCE	
<b>METRO REGIONAL TRANSIT AUTHORITY</b>					
<b>FY 2013 Projects</b>					
<b>Capital</b>					
Local Capital Projects		\$580,000	\$0	N/A	N/A
10 Large Buses	OH-90-X784-00	\$3,970,000	\$3,176,000	Sec. 5307	Awarded
2 Large CNG Articulated Buses	OH-95-X784-00	\$1,800,000	\$1,440,000	Sec. 5307	Awarded
12 Small Buses	OH-95-X132-00	\$1,416,000	\$1,132,800	CMAQ-A	Awarded
15 Small Buses	OH-04-0095-00	\$1,840,000	\$1,472,000	Sec. 5309 SGR	Awarded
Passenger Shelters	OH-04-X784-00	\$106,250	\$85,000	Sec. 5307	Awarded
Replace & Update CNG Station	OH-95-X112-00	\$2,500,000	\$2,000,000	Sec. 5307	Awarded
AVL Technology	OH-95-X145-00	<u>\$2,431,699</u>	<u>\$1,945,359</u>	OTPPP (STP-S)	Awarded
		<b>\$14,643,949</b>	<b>\$11,251,159</b>		
<b>Operating-Related</b>					
Job Access & Reverse Commute Service	OH-37-X100-00	\$336,000	\$168,000	Sec. 5316	Awarded
City Yellow Cab Employment Transportation	OH-37-X100-00	\$243,730	\$121,865	Sec. 5316	Awarded
Preventive Maintenance	OH-90-X784-00	<u>\$5,622,102</u>	<u>\$4,000,000</u>	Sec. 5307	Awarded
		<b>\$6,201,832</b>	<b>\$4,289,865</b>		
<b>Planning</b>					
Operational Planning		<u>\$360,000</u>	<u>\$0</u>	N/A	N/A
		<b>\$360,000</b>	<b>\$0</b>		
<b>2013 METRO TOTALS</b>		<b>\$21,205,781</b>	<b>\$15,541,024</b>		
<b>PORTAGE AREA REGIONAL TRANSPORTATION AUTHORITY</b>					
<b>FY 2013 Projects</b>					
<b>Capital</b>					
5 Small Buses	OH-90-X684-02	\$375,000	\$275,000	Sec. 5307	Awarded
9 Small Buses	OH-04-0092-00	\$700,313	\$560,250	Sec. 5309	Awarded
Coordination Software & Equipment	OH-04-0053-00	\$280,500	\$224,400	Sec. 5309	Awarded
Multi-Component Mobility Management System	OH-37-X064-04	\$437,500	\$350,000	Sec. 5316	Awarded
Multi-Component Mobility Management System	OH-57-X026-02	\$502,470	\$401,976	Sec. 5317	Awarded
Fareboxes	OH-95-X113-00	<u>\$403,000</u>	<u>\$322,400</u>	Sec. 5307	Awarded
		<b>\$2,698,783</b>	<b>\$2,134,026</b>		
<b>Operating-Related</b>					
Preventive Maintenance	OH-90-X684-02	<u>\$800,426</u>	<u>\$540,000</u>	Sec. 5307	Awarded
		<b>\$800,426</b>	<b>\$540,000</b>		
<b>Planning</b>					
Operational Planning		\$75,000	\$0	N/A	N/A
Human Services Coordination Update	OH-26-0004-00	<u>\$50,000</u>	<u>\$50,000</u>	Sec. 5312	Awarded
		<b>\$125,000</b>	<b>\$50,000</b>		
<b>2013 PARTA TOTALS</b>		<b>\$3,624,209</b>	<b>\$2,724,026</b>		
<b>Coordinated Human Services Transportation Programs</b>					
<b>FY 2013 Projects</b>					
Specialized Transportation Program		\$209,589	\$167,671	Sec. 5310	Awarded
Job Access & Reverse Commute Service		See Above	See Above	Sec. 5316	Awarded
New Freedom Program		See Above	See Above	Sec. 5317	Awarded
<b>TOTAL PROJECT COST</b>		<b>\$25,039,579</b>	<b>\$18,432,721</b>		



# FY 2013 Highway Project Status



- — Project Began Construction
- — Preliminary Engineering or Right-of-Way Underway
- — Project Delayed



September 2013