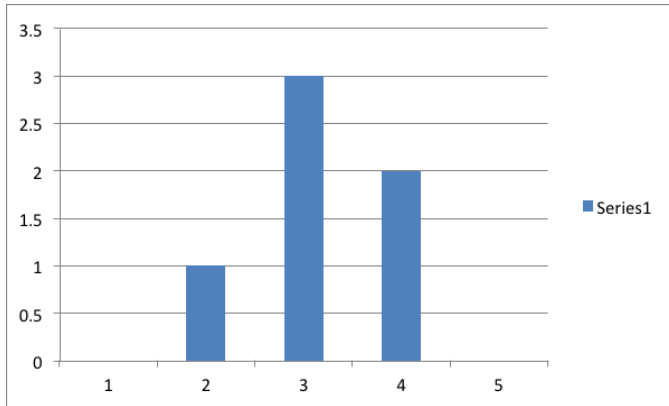




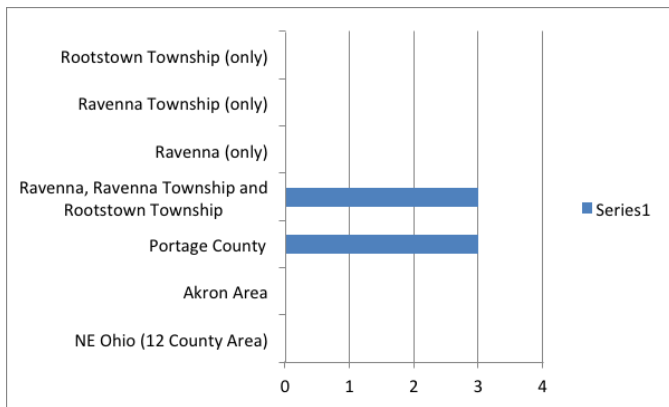
ATTACHMENT E  
STAKEHOLDER SURVEY RESULTS



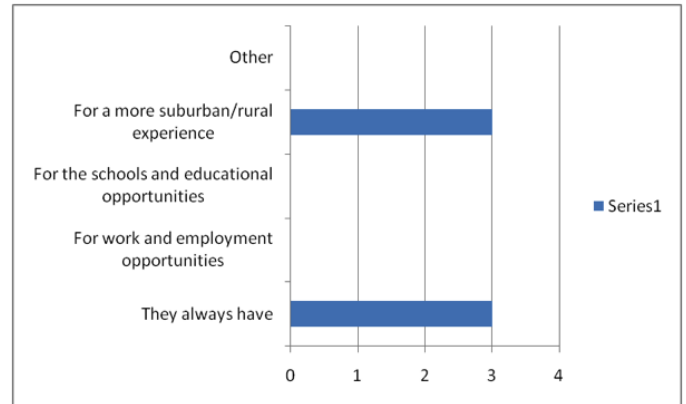
1. How active are businesses in the community?  
(e.g. employment, sponsorships, civically, etc.  
5= highest, 1=lowest)



2. What do you consider the scope / limits of your community?

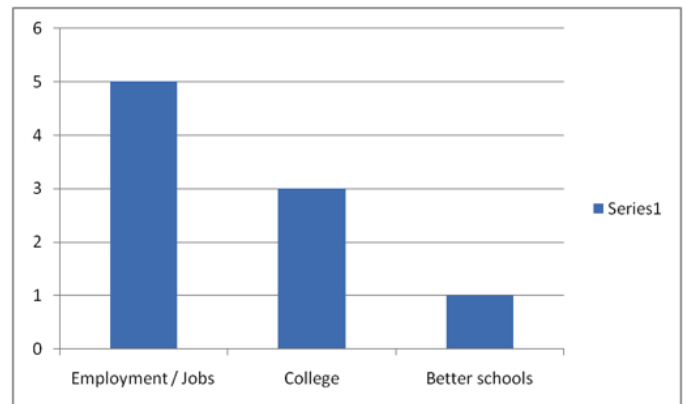


3. Why do people want to live in the area?

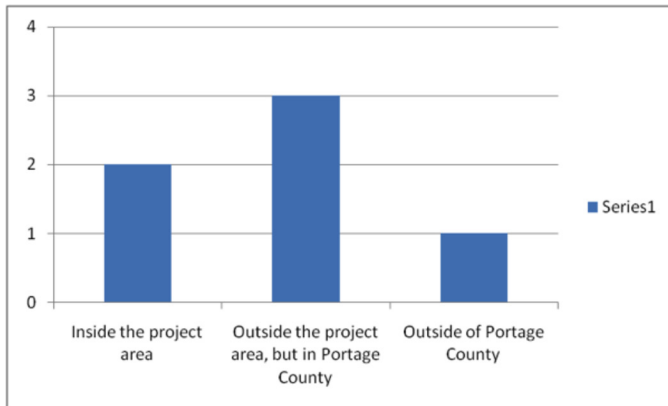


4. What are the main reasons people leave the community?  
(e.g. to attend college)

- Employment transfer
- Better employment opportunities
- Job opportunities
- Recent high school graduate leave to attend college, families with children leave for better school districts
- A lot of people I know went to college at Ohio State and loved the area and also found jobs
- College, job



5. Where do most people, who live in the project area, work?



6. What is the first thing that comes to mind when you think about any of the communities in the project area? (You may answer all or just one.)

**Ravenna** (6 of 6 responses):

- Jobs and business collaboration opportunity
- County Seat
- Historic Town being the County seat
- On the decline
- Bedroom community lack of business
- Old, rural (for all)

**Ravenna Township** (4 of 6 responses):

- Rural
- Ring around Ravenna
- Rural/uneducated
- Mostly rural needs developed

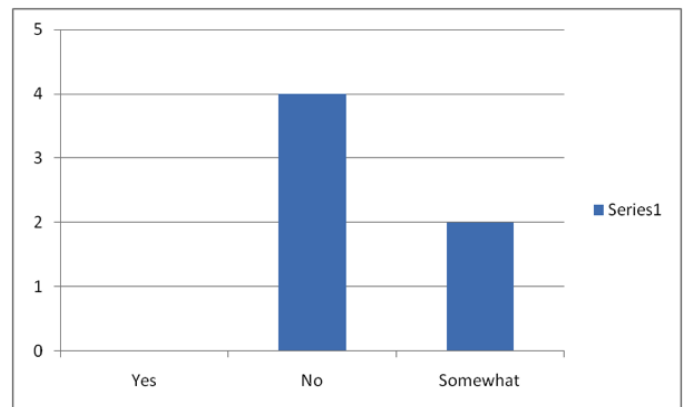
**Rootstown Township** (4 of 6 responses):

- NEOMed
- Potential Opportunities
- Split 50/50 between rural and NEOMed
- 44 & 76 Interchange

7. What traditions/events do members of the community hold dear?

- Hall of Fame inductions, business awards, high school athletics
- Balloon A-Fair
- Balloon A-Fair
- Balloon A-Fair, County Fair
- Balloon A-Fair weekend, High School Football
- Many traditions. The area is slow to embrace change

8. Does your community in the project area have a clear vision for the future?



9. If you had 50 million dollars of extra money to invest in the project corridor, how would you allocate your funds? (Please manually total your allocations not to exceed \$50M)

Investment Strategies/Catagories	Investment Levels (Millions)						Total Investment
	\$-	\$10	\$20	\$30	\$40	\$50	
Revitalization and rehabilitation of existing physical assets (Retail, Housing, Park and Recreation Facilities)	0	3	1	1	0	0	\$ 80
Economic Development (Invest, attract, and retain jobs in the corridor)	0	3	3	0	0	0	\$ 90
Transportation Improvements (Connectivity and Infrastructure Improvements)	1	2	3	0	0	0	\$ 80
Public Services (Police, Fire, and Schools)	2	2	0	0	0	0	\$ 20
Community Culture (Theatre, Art, Farmer's Market)	2	3	0	0	0	0	\$ 30