



Annual List of Federally Obligated Projects FY 2024

(July 1, 2023 to June 30, 2024)

September 2024

Akron Metropolitan Area Transportation Study
One Cascade Plaza/Suite 1300/Akron, Ohio 44308
Phone: (330) 375-2436

This report was prepared by the Akron Metropolitan Area Transportation Study (AMATS) in cooperation with the U.S. Department of Transportation, the Ohio Department of Transportation, and the Village, City and County governments of Portage and Summit Counties and the Chippewa and Milton Township areas of Wayne County.

The contents of this report reflect the views of AMATS, which is responsible for the facts and accuracy of the data presented herein. The contents do not necessarily reflect the official view and policies of the Ohio and/or U.S. Department of Transportation. This report does not constitute a standard, specification or regulation.

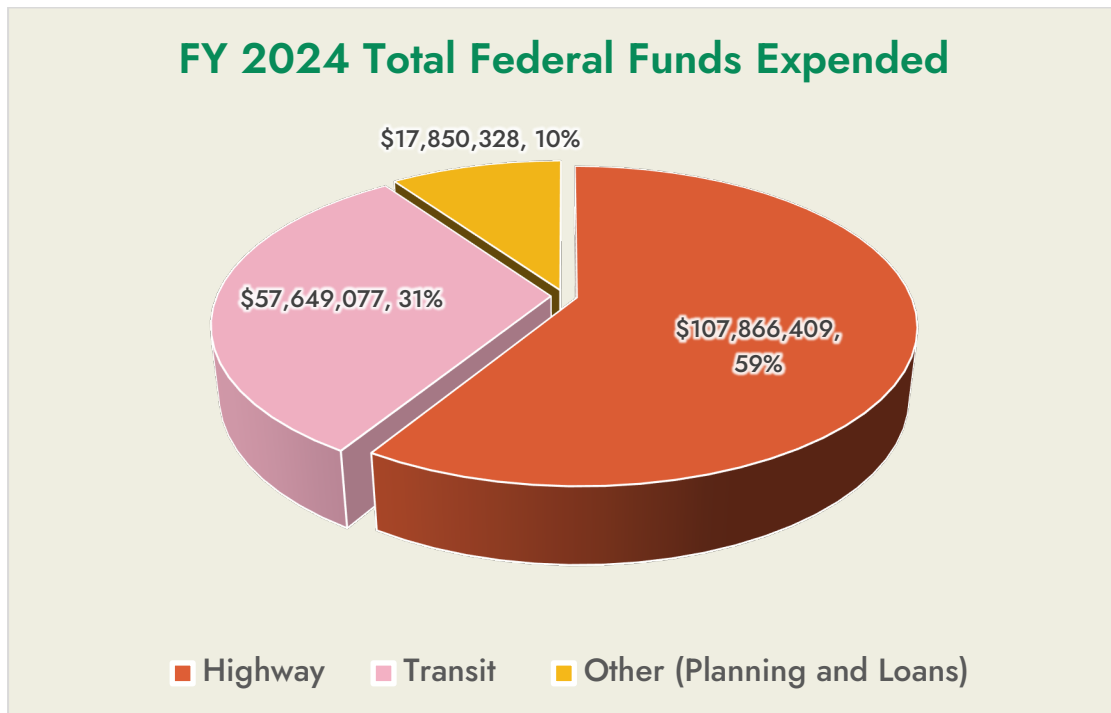
Introduction

The Federal Highway Administration (FHWA) defines obligation as the federal government's commitment to pay or reimburse an entity for the federal share of a project's eligible cost. Obligation does not necessarily indicate expenditure or project completion; only that the project has been approved by the government for reimbursement.

This report includes the status of all federal transportation projects in the Greater Akron area that had funds encumbered between July 1, 2023 and June 30, 2024.

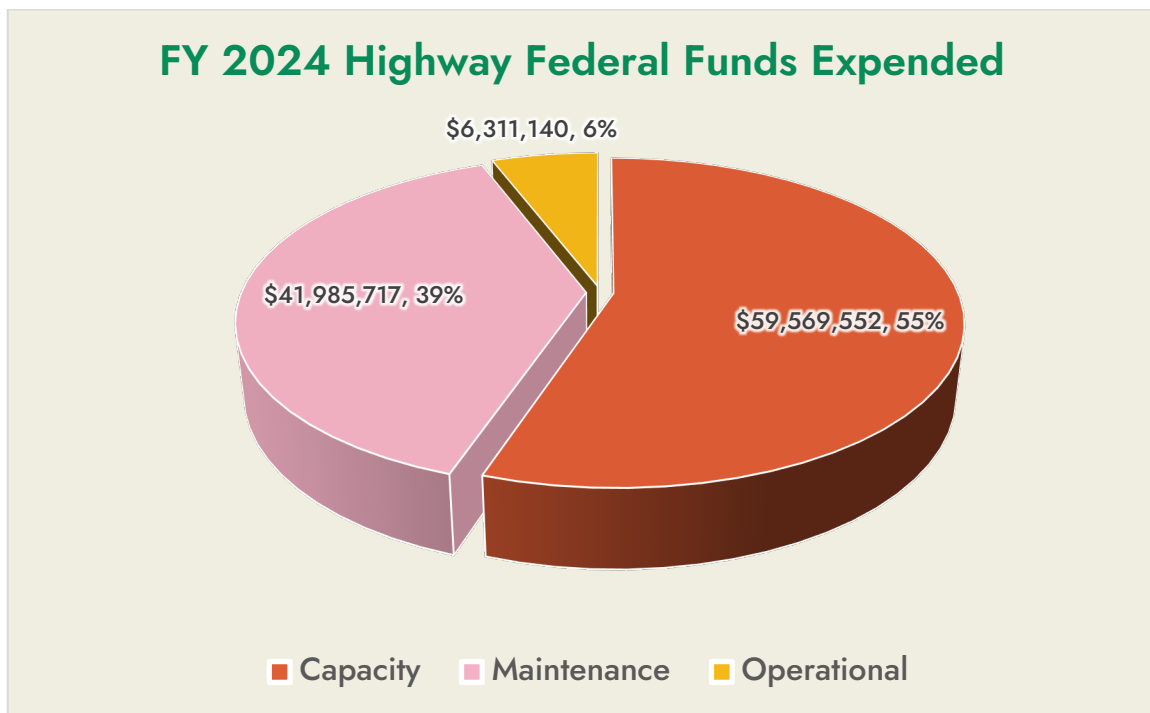
Obligation Report

During FY 2024, \$183.4 million of federal transportation funding was expended in the AMATS area. Of this total, \$107.9 million was for highway projects and \$57.6 million for transit projects. The remaining funding was expended on the AMATS Air Quality Advocacy Program, the Rideshare Program, various ODOT-led studies, and the repayment of GARVEE bonds (state issued bonds that are repaid using federal funds). The following pie chart is a summary of the percentage of total federal expenditures by mode in the TIP for FY 2024.



Highway Projects

There are several different types of highway projects listed in the TIP. These include capacity, operational, and projects. Capacity projects can include the construction of new roadways and adding new lanes to existing roadways to accommodate larger volumes of traffic. In FY 2024 there were \$59.6 million in capacity type projects scheduled in the TIP. Nearly \$51 million of this expenditure was related to the I-77 widening in northern Summit County; most of the remaining funding was for engineering toward rehabilitation of the Kenmore Leg of I-76. Operational projects which improve the flow of traffic by coordinating traffic signals, adding turn lanes, adding or improving bike/ped facilities, and/or railroad signage improvements accounted for a total of \$6.3 million in expenditures. Maintenance and preservation projects such as resurfacing, reconstruction, or bridge replacements accounted for a total of \$42.0 million. The following pie chart shows the expenditures for each project type by federal funding sources.



A subcategory of Highway Projects worth noting is several exclusively off-road bikeway and pedestrian projects. Obligations for these projects totaled \$1.71 million. Two important notes: (1.) This funding is a portion of the funds already noted above, not in addition to it; and (2.) Several projects occurred that included bike and pedestrian elements as part of a larger overall project, but these funds are not included in the table below.

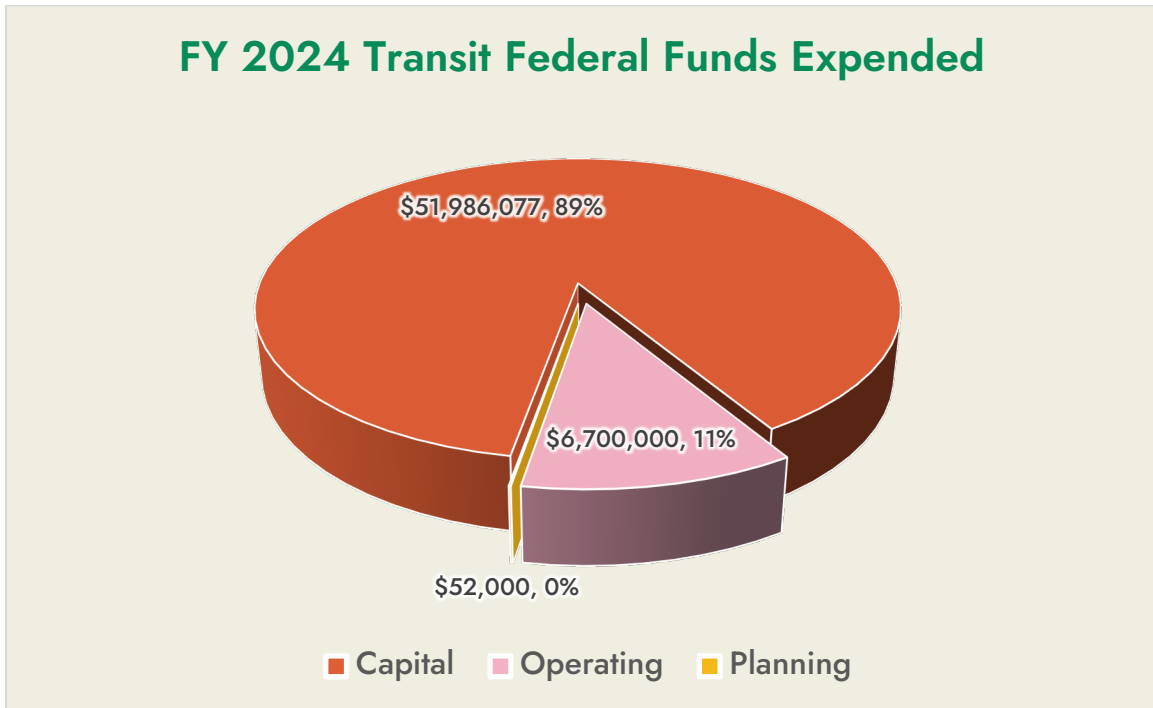
The Highway Project tables, located at the end of this report, are reflective of the various stages of project development that occurred during FY 2024. The tables are divided into projects that encumbered construction funding, were authorized for preliminary engineering or right-of-way,

planning studies authorized, loans, or were cancelled or delayed. The tables provide detailed information such as locations and limits, type of work, the amount of federal funds programmed for projects, and remaining federal funds. The map following this report also shows all obligated projects that can be mapped, i.e. on-the-ground projects.

Transit Projects

Transit projects are also divided into several different types in the TIP. These include capital, operating and planning type projects. Capital projects include purchasing of equipment, which is typically new buses. In FY 2024, there was \$52.0 million in federal capital expenditures. Federal operating expenditures such as personnel salaries, fuel costs and routine maintenance on buses and facilities accounted for a little over \$5.6 million. Spending on transit agency planning activities such as conducting regional transit planning and measuring of system performance was \$52,000 in federal funds. The following pie chart shows the percentage of expenditures for each project type by federal funding sources.

The Transit Projects table provides project information such as type of project, the amount of federal funds awarded or programmed and the status of the grant or project in FY 2024.



Additional Notes

Negative amounts listed in the tables below reflect project cost adjustments in the years after a project is sold or when unspent funds are released to closing out a project. These negatives

were included in the pie chart totals. Also note that if a project sold in FY 2024 and no funds were released this project it is still listed in the tables.

This report reflects the state fiscal year of July 1 to June 30. The Federal Fiscal Year, however, runs from October 1 to September 30. Therefore, there may be some projects obligated after July 1 but before October 1 that are obligated in Federal Fiscal Year 2024. These will be noted in next year's report.

Members of the public or transportation stakeholders interested in any financial details of these or any other projects within the region are encouraged to call Amy Prater, AMATS TIP Coordinator, or Matt Stewart, Planning Administrator, at 330-375-2436. Email can be directed to aprater@akronohio.gov or mstewart@akronohio.gov.

FY 2024 HIGHWAY PROJECTS WITH CONSTRUCTION FUNDING

PID #	PROJECT	LOCATION & TERMINI	TYPE OF WORK	FY 2024 FEDERAL FUNDS	TOTAL FEDERAL REQUESTED	REMAINING FEDERAL FUNDS
77269	SUM IR 76 10.00 MAIN/BROADWAY	AKRON IR 76 FROM WEST OF MAIN/BROADWAY TO WOLF LEDGES/GRANT	RECONSTRUCTION OF MAIN/BROADWAY & WOLF LEDGES/GRANT INTERCHANGES	-\$297,952	\$0	\$0
88937	SUM IR 77 15.87	AKRON VERNON ODOM BLVD TO WEST CORP LIMIT	RESURFACING AND MINOR WORK TO 10 BRIDGES	-\$389,515	\$0	\$0
89113	SUM SR 91/US 224/CANTON RD	SPRINGFIELD TOWNSHIP SR 91/US 224/CANTON RD	INTERSECTION IMPROVEMENTS	\$176,454	\$176,454	\$0
90415	SUM SR 241 4.10	GREEN RABER RD TO SR 619	WIDEN TO 4 LANES; ROUNDABOUTS AT RABER, STEIN, & SR 619; PED FACILITIES	\$25,429	\$25,429	\$0
93433	SUM-SR 91/SR 18-1.75 (CANTON RD/E MARKET ST)	AKRON SR 91 (CANTON RD)/SR 18 (E MARKET ST)	INTERSECTION REALIGNMENT NEW ROUNDABOUT	\$61,091	\$61,091	\$0
93822	SUM SR 91 15.67	HUDSON OHIO TURNPIKE TO MIDDLETON RD	RESURFACING	-\$34,876	\$0	\$0
94136	D04 MCRO FY2024	ATB/MAH/POR/STA/SUM/TRU COUNTIES	MICROSURFACING	\$4,826,131	\$4,826,131	\$0
96560	POR/TRU MCRO FY 2021 (A)	PORTAGE AND TRUMBULL COUNTIES	MICROSURFACING	-\$248,875	\$0	\$0
98585	POR-TALLMADGE RD (CR 18)	BRIMFIELD TOWNSHIP TALLMADGE RD/IR 76 INTERCHANGE	RECONSTRUCTION OF TALLMADGE RD AT IR 76 INTERCHANGE AND RELOCATION OF MOGADORE RD	-\$52,551	-\$52,551	\$0
99729	SUM-RABER RD SIDEWALKS	GREEN TROON DR TO MAYFAIR RD	CONSTRUCT NEW MULTIPURPOSE 10' TRAIL (SOUTH SIDE)	\$500,000	\$500,000	\$0
101264	SUM-SR 18-4.91-6.56 SUM-SR 18-8.15-9.70	AKRON SR 18 FROM REVERE RD TO WESTGATE CIR SR 18 FROM E OF CASTERTON AVE TO SR 59	RESURFACING	-\$241,505	\$0	\$0
101380	D04 BH FY 2021 (WEST)	SUMMIT COUNTY	DECK SEALING 10 STRUCTURES	-\$100,089	\$0	\$0
101402	SUM 76/77 CENTRAL INTERCHANGE	AKRON CENTRAL INTERCHANGE SOLD WITH PID 102329	RECONSTRUCTION OF RAMPS	-\$85,729	\$0	\$0
102234	POR-SR 14-3.65-5.36	STREETSBORO PORTAGE POINTE DR TO DIAGONAL RD	ADD TWO WAY LEFT TURN LANE SIDEWALKS	\$472,094	\$472,094	\$0
102394	POR SR 44/VAR 16.48/VAR	PORTAGE COUNTY SR 44, SR 88, SR 303	RESURFACING AND MINOR BRIDGE WORK TO 7 STRUCTURES	\$58,771	\$58,771	\$0

FY 2024 HIGHWAY PROJECTS WITH CONSTRUCTION FUNDING

PID #	PROJECT	LOCATION & TERMINI	TYPE OF WORK	FY 2024 FEDERAL FUNDS	TOTAL FEDERAL REQUESTED	REMAINING FEDERAL FUNDS
102732	POR SR 59 06.83	RAVENNA WEST CORP LIMIT (6.83) TO EAST CORP LIMIT (9.05)	RESURFACING	\$2,178,040	\$2,178,040	\$0
102737	SUM-SR 241-7.78-10.32 SUM-SR 764-2.20-3.00 SUM-SR 764-3.86-4.16	AKRON SR 241 FROM TOOMBS DR TO GLASER PA SR 764 FROM ALLENDALE AV TO E OF TRIPLETT BLVD AND W OF LONDON ST TO SR 241	RESURFACING	\$180,320	\$180,320	\$0
102742	SUM-SR 93-9.10-11.40 SUM-SR 162-7.26-8.05 SUM-SR 162-8.56-8.83	AKRON SR 93 FROM WILBETH RD TO VERNON ODOM BLVD SR 162 FROM W OF STORER AVE TO E OF DIAGONAL SR 162 FROM CRESTWOOD AVE TO E OF OVIATT PL	RESURFACING	-\$92,260	\$0	\$0
102744	SUM SR 18 09.75	AKRON SR 59 (9.75) TO WEST OF IR 76 (13.42)	RESURFACING INCLUDES MINOR BRIDGE WORK TO 8 STRUCTURES	\$0	\$1,990,640	\$1,990,640
102796	SUM-FREEDOM TRAIL MIDDLEBURY CONNECTOR	TALLMADGE/STOW/KENT PORTAGE BIKE AND HIKE TO FREEDOM TRAIL	CONSTRUCT MULTI-USE TRAIL	\$0	\$700,000	\$700,000
103028	SUM SR 18 2.11 (WALKWAY)	BATH TOWNSHIP EAST OF IR 77 INTERCHANGE TO CLEVELAND MASSILLON RD	NEW SIDEWALK	-\$19,438	\$0	\$0
105170	D04 BH FY 2023	MAH/POR/STA/SUM	VARIOUS STRUCTURES	-\$15,564	\$0	\$15,564
105550	POR-SILICA SAND RD (CR 253) BRIDGE	PORTAGE COUNTY OVER EAGLE CREEK	BRIDGE REPLACEMENT	-\$22,758	\$0	\$0
106136	SUM-SR 91-14.54	HUDSON OVER BRANDYWINE CREEK	BRIDGE REPLACEMENT	\$551,224	\$551,224	\$0
106421	SUM WATERLOO RD CSX	BARBERTON	LED UPGRADE OF FLASHING LIGHTS & GATES DOT # 503591W	-\$4,862	\$0	\$0
106539	SUM-WOOSTER RD/ROBINSON	BARBERTON WOOSTER RD W FROM ROBINSON AVE TO 4TH ST	ELIMINATE WB OUTSIDE LANE, IMPROVE INTERSECTION, SIGNAL COORDINATION, CONSTRUCT SHARED USE PATH	\$44,054	\$44,054	\$0
106881	WAY-CR 133 (BLACK DIAMOND RD)-2.10	CHIPPEWA TOWNSHIP 0.125 MILES NORTH OF BIERI RD	BRIDGE REPLACEMENT	\$77,110	\$77,110	\$0
106885	SUM IR 271 01.51	RICHFIELD TOWNSHIP OVER SOUTHERN RD	BRIDGE DECK REPLACEMENT	\$1,713,771	\$1,720,071	\$6,300
107689	POR-S DIAMOND ST/MILL RD	RAVENNA S DIAMOND ST FROM SUMMIT RD TO MILL ST MILL ST FROM S DIAMOND ST TO SYCAMORE ST	RESURFACING AND ADA RAMPS	-\$35,627	\$0	\$35,627
107247	SUM SR 82 00.00	SAGAMORE HILLS TOWNSHIP SR 82 OVER CUYAHOGA RIVER	MINOR BRIDGE REHABILITATION	\$0	\$3,389,200	\$3,389,200

FY 2024 HIGHWAY PROJECTS WITH CONSTRUCTION FUNDING

PID #	PROJECT	LOCATION & TERMINI	TYPE OF WORK	FY 2024 FEDERAL FUNDS	TOTAL FEDERAL REQUESTED	REMAINING FEDERAL FUNDS
107761	POR-AURORA SIGNALS	AURORA VARIOUS THROUGHOUT THE CITY	UPGRADE/INTERCONNECT SIGNALS, ADDRESS ADA AND SAFE ROUTES TO SCHOOLS CONCERNS	\$116,987	\$116,987	\$0
107814	SUM-SR 91-9.96 SIDEWALKS	STOW SR 91 FROM 500' SOUTH OF CONWILL RD TO 375' SOUTH OF FISHCREEK RD	NEW SIDEWALKS	-\$13,652	\$0	\$0
108098	SUM-CHESTNUT BLVD	CUYAHOGA FALLS STATE RD TO 2ND ST	RESURFACING	\$0	\$0	\$0
108131	SUM CLEVELAND MASSILLON RD (RIDGWOOD)	COPLY TOWNSHIP CLEVELAND MASSILLON RD/RIDGWOOD RD (N JCT)	ADD EB LEFT TURN AND SB RIGHT TURN LANE	\$0	\$0	\$0
108132	SUM-S HAWKINS AVE	AKRON EAST AVE TO MULL AVE	RESURFACING	\$0	\$0	\$0
108141	SUM-VALLEY VIEW RD/OLDE EIGHT RD	SAGAMORE/NORTHFIELD CENTER TOWNSHIPS OLDE EIGHT RD TO SR 8	INTERSECTION IMPROVEMENT AT OLDE EIGHT RD AND RESURFACING	\$560,000	\$560,000	\$0
108240	SUM-WOOSTER RD WEST	BARBERTON 31ST ST TO HUDSON RUN RD HUDSON RUN RD TO 2ND ST NW	RESURFACING AND RECONSTRUCTION WITH POSSIBLE ROAD DIET	\$7,044,099	\$7,052,590	\$8,491
108372	SUM-WOOSTER RD N/NORTON RD	BARBERTON NORTON AVE TO BURT ST BARBER RD TO WOOSTER RD N	RESURFACING	-\$113,002	\$0	\$0
108453	SUM-AKRON CLEVELAND RD (CR 16)-7.2 PART 1	BOSTON TOWNSHIP CUYAHOGA FALLS NORTH CORP LIMIT TO BOSTON HEIGHTS SOUTH CORP LIMIT	RESURFACING	\$700,000	\$700,000	\$0
108467	SUM-CLEVELAND MASSILLON RD (CR 17)-10.68 PART 1	COPLY TOWNSHIP NORTON NORTH CORP LIMIT TO 0.4 MILES NORTH OF MINOR RD	RESURFACING	\$210,000	\$210,000	\$0
108498	SUM-WOOSTER RD (CR 96)-0.50	NORTON SR 21 TO TAYLOR RD (NORTON CORP LIMIT)	RESURFACING	-\$1,630	\$0	\$0
109347	POR-N WATER ST (CR 502)-0.18	KENT MAIN ST TO FAIRCHILD AVE	RESURFACING, CURB EXTENSIONS, RECONFIGURE ON-STREET PARKING, LIGHTING	-\$348,615	\$0	\$0
109479	SUM GILCHRIST RD WLE	AKRON GILCHRIST RD AT WLE	INSTALL/IMPROVE FLASHING LIGHTS, CANTILEVERS AND GATES DOT# 002171h	-\$37,025	\$0	\$0
110282	WAY-SR 94-18.76	CHIPPEWA TOWNSHIP	JACK & BORE CULVERT REPLACEMENT MOVED FROM PID 101449	-112.82	0	0
110644	SUM SR 0018 01.01	BATH/COPLY TOWNSHIPS HAMETOWN RD (1.01) TO EAST OF CLEVELAND MASSILLON RD (2.64)	RESURFACING	\$1,580,048	\$1,580,048	\$0

FY 2024 HIGHWAY PROJECTS WITH CONSTRUCTION FUNDING

PID #	PROJECT	LOCATION & TERMINI	TYPE OF WORK	FY 2024 FEDERAL FUNDS	TOTAL FEDERAL REQUESTED	REMAINING FEDERAL FUNDS
110668	SUM-SR 176-0.25-5.59 SUM-SR 303-0.00-5.49	RICHFIELD/RICHFIELD TOWNSHIP SR 176 FROM WHEATLEY RD TO LUTHER RD SR 303 FROM MEDINA COUNTY LINE TO PENINSULA CORP LIMIT	RESURFACING	-\$159,707	\$0	\$0
110698	SUM-IR 480-0.00-8.67 SUM-SR 91-19.07-19.33	MACEDONIA/TWINSBURG/TWINSBURG TOWNSHIP/HUDSON IR 480 FROM CUY CO LINE TO PORTAGE CO LINE SR 91 FROM S OF I-480 TO N OF I-480	RESURFACING MINOR BRIDGE REHAB	\$8,238	\$8,238	\$0
110743	SUM-SR 59 (KENT RD)-7.95	CUYAHOGA FALLS/SILVER LAKE/STOW SR 8 TO PORTAGE COUNTY LINE	RESURFACING	\$2,518,256	\$2,518,256	\$0
111007	POR-SR 82-6.14	TWINSBURG SR 82/CHAMBERLAIN RD	CONSTRUCT ONE LANE ROUNDABOUT AT SR 82 AND CHAMBERLAIN RD	-\$286,172	\$0	\$0
111405	SUM-IR 77-28.75	RICHFIELD TOWNSHIP EVERETT RD TO CUYAHOGA COUNTY LINE	WIDEN TO 6 LANES	\$50,944,123	\$51,072,101	\$127,978
112085	SUM-BENNER RD (TR 236)-0.01	NEW FRANKLIN OVER NIMISILA CREEK	REPLACE BRIDGE SFN# 7738161	-\$665	\$0	\$0
112261	POR-PAVEMENT MARKINGS FY 2021	VARIOUS IN PORTAGE COUNTY	PAVEMENT MARKINGS	-\$13,356	-\$13,356	\$0
112583	SUM-RAVENNA RD	TWINSBURG CHAMBERLIN RD TO E IDLEWOOD DR	RESURFACING	-\$134,989	\$0	\$0
112735	SUM-HOPOCAN/NORTON/SNYDER	BARBERTON HOPOCAN AVE FROM HILLDALE AVE TO 8TH ST NORTON AVE FROM 17TH ST NW TO BARBER RD SNYDER AVE FROM 2ND ST SW TO 5TH ST SE	RESURFACING	\$1,602,334	\$1,602,334	\$0
112743	SUM-TEREX RD	HUDSON LONDONAIRY BLVD TO BARLOW RD (WEST)	RESURFACING	\$506,000	\$506,000	\$0
112753	SUM-NORTON AVE	NORTON CLEVELAND MASSILLON RD TO NORTON EAST CORP LIMIT	RESURFACING	-\$64,130	\$0	\$0
112793	SUM-SR 21-5.14-7.41	COPLEY TOWNSHIP NORTON CORP LIMIT TO S OF W&L RR	RESURFACING MINOR BRIDGE REHAB ON 3 BRIDGES	-\$37,947	\$0	\$0
112848	SUM CR 79 2.21 GRANGER RD	BATH TOWNSHIP OVER YELLOW CREEK	BRIDGE REPLACEMENT SFN 7732155	\$0	\$0	\$0
113086	SUM IR 76 6.31	AKRON IR 76 FROM IR 277 (6.31) TO IR 77 (8.42) (KENMORE LEG)	RESURFACING, MINOR BRIDGE REHABILITATION TO 10 BRIDGES	\$7,688,529	\$7,688,529	\$0
113152	SUM CR 137 0.02 PRESSLER RD	GREEN OVER S FORK TUSCARAWAS RIVER	REPLACE BRIDGE	\$1,000,000	\$1,000,000	\$0

FY 2024 HIGHWAY PROJECTS WITH CONSTRUCTION FUNDING

PID #	PROJECT	LOCATION & TERMINI	TYPE OF WORK	FY 2024 FEDERAL FUNDS	TOTAL FEDERAL REQUESTED	REMAINING FEDERAL FUNDS
113160	SUM-RUBBER CITY HERITAGE TRAIL SEGMENT B	AKRON ALONG ABANDONED RAIL LINE BETWEEN 3RD AVE AND EXCHANGE ST	CONSTRUCT MULTI PURPOSE TRAIL	\$805,000	\$805,000	\$0
113169	SUM-MUNROE FALLS AVE	MUNROE FALLS WEST CORP LINE TO MAIN ST (SR 91)	RESURFACING	-\$12,908	\$0	\$0
113176	SUM-SWARTZ RD (CR 155-0.00)	COVENTRY TOWNSHIP S MAIN ST TO GLENMOUNT AVE	RESURFACING	\$500,000	\$500,000	\$0
113278	D04 PSIP PHASE 2	AKRON, CANTON, YOUNGSTOWN	PEDESTRIAN SAFETY IMPROVEMENTS	\$278,845	\$278,845	\$0
113470	POR CR 253 SILICA SAND BR WEST	PORTAGE COUNTY OVER EAGLE CREEK	BRIDGE REPLACEMENT	\$1,423,374	\$1,423,374	\$0
114044	SUM OLDE EIGHT/TWINSBURG	SUMMIT COUNTY OLDE EIGHT RD/TWINSBURG RD	NEW SIGNAL	-\$2,131	\$0	\$0
114417	POR SUNRISE BLVD BRIDGE	KENT OVER FISH CREEK	REHABILITATION OF BRIDGE	\$0	\$0	\$0
114543	POR RANDOLPH BRIDGE	RANDOLPH TOWNSHIP OVER POTTERS CREEK	BRIDGE REPLACEMENT (SFN 6733646)	\$86,890	\$86,890	\$0
115305	WAY-CR 0150-00.00 (EASTERN RD)	RITTMAN RUFENER ST TO GISH RD	RESURFACING	-\$60,829	\$0	\$0
115339	POR-CR 256-0.00 (E. MENNONITE RD)	AURORA CHILLICOTHE RD TO AURORA EAST CORP LINE	RESURFACING	-.850.3	\$0	\$0
115341	POR-CR 197-1.03 (FROST RD)	STREETSBORO PHILLIP PARKWAY TO SUNNY LANE	RESURFACING	-\$23,240	\$0	\$0
115348	SUM-CR 9/VAR-3.12/VAR (RIVERVIEW RD ET AL)	RIVERVIEW RD FROM PORTAGE PATH TO N CORP LIMIT, AKRON PENINSULA RD FROM MERRIMAN RD TO STEELS CORNERS RD, SMITH RD FROM SAND RUN RD TO RIVERVIEW RD, PORTAGE TRAIL FROM N PORTAGE PATH TO NORTHAMPTON RD	RESURFACING	\$700,000	\$700,000	\$0
115351	SUM-CR 17-1.36 (CLEVELAND MASSILLON RD)	CLINTON RR TRACKS TO THE NORTH CORP LINE (SERFASS RD)	RESURFACING	-\$76,382	\$0	\$0
115352	SUM-CR 136-1.29 (E. SANITARIUM RD)	LAKEMORE EAST OF SENECA AVE TO WEST OF FYE RD	RESURFACING	\$100,000	\$100,000	\$0
115354	SUM-CR 17-4.25 (CLEVELAND MASSILLON RD PH 1)	NEW FRANKLIN GRILL RD TO EASTERN RD	RESURFACING	\$535,431	\$535,431	\$0

FY 2024 HIGHWAY PROJECTS WITH CONSTRUCTION FUNDING

PID #	PROJECT	LOCATION & TERMINI	TYPE OF WORK	FY 2024 FEDERAL FUNDS	TOTAL FEDERAL REQUESTED	REMAINING FEDERAL FUNDS
115356	SUM-CR 255-0.00 (CANNON RD)	TWINSBURG RAVENNA RD TO LIBERTY RD	RESURFACING	\$352,486	\$352,486	\$0
115358	SUM-CANTON RD CR 66-0.00	SPRINGFIELD TOWNSHIP PONTIUS RD TO TISEN RD	RESURFACING	\$0	\$0	\$0
115360	POR-CHESTNUT/S PROSPECT ST	RAVENNA CHESTNUT ST FROM MAIN ST (SR 59) TO SR 14 S PROSPECT ST FROM SOUTH CORP LIMIT TO MAIN ST (SR 59)	RESURFACING	\$864,225	\$864,225	\$0
115954	WAY-CR 580-0.58 (W. OHIO AVE)	RIITMAN METZGER AVE TO MAIN ST	RESURFACING	\$482,756	\$482,756	\$0
116026	POR RAVENNA RD WE	STREETSBORO	INSTALL FLASHING LIGHTS AND GATES AT WHEELING & LAKE ERIE CROSSING DOT#472676K	\$296,388	\$296,388	\$0
116146	SUM BOWERY ST BRIDGE	AKRON OVER OHIO CANAL	DECK REPLACEMENT (SFN 7761678)	\$0	\$0	\$0
116212	WAY SR 57 10.32	MILTON/CHIPPEWA TOWNSHIPS SR 57/SR 604	CONVERT 2-WAY STOP CONTROLLED TO A ROUNDBOUT	\$1,688,927	\$1,688,927	\$0
116460	SUM S MAIN ST CR 50 4.99	GREEN S MAIN ST/FOREST COVE DR (5.07)	CONSTRUCT PEDESTRIAN HYBRID BEACON AND CROSSWALK	\$0	\$232,236	\$232,236
116470	POR-FROST RD PH 2	STREETSBORO EAST OF SR 43 TO PAGE RD	RESURFACING	\$483,210	\$531,110	\$47,900
116479	SUM-HIGHLAND RD	TWINSBURG HADDEN RD TO DARROW RD (SR 91)	RESURFACING	\$0	\$522,000	\$522,000
116480	SUM CR 77 / SCHOCALOG RD WE	AKRON/COPLEY TOWNSHIP AT WLE RR	INSTALL FLASHING LIGHTS AND GATES DOT # 002116H	\$108,188	\$108,188	\$0
116539	SUM-MILLER RD	AKRON/FAIRLAWN RIDGWOOD RD TO W MARKET ST	RESURFACING	\$0	\$409,500	\$409,500
116749	POR SR 225 10.74	PALMYRA/PARIS TOWNSHIPS IR 76 (10.74) TO SR 5 (15.76)	RESURFACING	\$0	\$0	\$0
116924	SUM-HUDSON SIGNALS	HUDSON VARIOUS SIGNALS ON SR 91 & SR 303	UPGRADE 14 SIGNALS TO ADAPTIVE "SMART" SIGNALS	\$0	\$2,664,480	\$2,664,480
116932	SUM-VALLEY VIEW RD	HUDSON HUDSON NORTH CORP LIMIT TO SR 91	RESURFACING	\$0	\$787,500	\$787,500

FY 2024 HIGHWAY PROJECTS WITH CONSTRUCTION FUNDING

PID #	PROJECT	LOCATION & TERMINI	TYPE OF WORK	FY 2024 FEDERAL FUNDS	TOTAL FEDERAL REQUESTED	REMAINING FEDERAL FUNDS
117063	SUM-CLEVELAND MASSILLON RD	FAIRLAWN RIDGEWOOD RD (SOUTH INTERSECTION) TO KUMHO DR AND SPRINGSIDE DR TO GHENT RD	RESURFACING	\$787,500	\$787,500	\$0
117065	SUM-CLEVELAND MASSILLON RD	NORTON CLEVELAND MASSILLON RD FROM I-76 TO NORTH CORP LINE	RESURFACING	\$787,500	\$787,500	\$0
117105	SUM-S MAIN ST	GREEN SOUTH OF WEST CASTON RD TO SR 619	RESURFACING	\$0	\$787,500	\$787,500
117211	POR-TR 136-1.24 (JONES RD)	PORTAGE COUNTY-PALMYRA TOWNSHIP OVER KALE CREEK	BRIDGE REPLACEMENT	\$818,925	\$818,925	\$0
117468	SUM CR 50 0.88 (S MAIN ST)	NEW FRANKLIN OVER NIMISILA CREEK	BRIDGE REHABILITATION	\$447,139	\$477,139	\$0
117488	SUM IRA RD CR 46 0.66	BATH TOWNSHIP OVER NORTH FOLK OF YELLOW CREEK	BRIDGE REPLACEMENT (SFN 7732120)	\$0	\$460,639	\$0
117491	POR CR 235 1.71 (STANLEY RD)	WINDHAM TOWNSHIP OVER MAHONING CREEK	BRIDGE REPLACEMENT	\$552,289	\$552,289	\$0
118564	POR IR 76 14.89 SLOPE REPAIR	PORTAGE COUNTY OVER PORTER RD	SLOPE REPAIR	\$230,288	\$230,288	\$0
118730	SUM E STEELS CORNERS RD	STOW OVER MUD CREEK	REHABILITATION OF BRIDGE (SFN 7753136)	\$0	\$1,066,809	\$1,066,809
119966	SUM BAILEY ROAD CSX	MUNROE FALLS AT CSX RR	UPGRADE FLASHING LIGHTS AND GATES DOT # 142005B	\$3,000	\$475,740	\$472,740
120312	SUM HINES HILL RD	BOSTON TOWNSHIP BOSTON MILLS RD TO 0.77 MILES EAST	RESURFACING	\$80,000	\$80,000	\$0

FY 2024 HIGHWAY PROJECTS AUTHORIZED FOR ENGINEERING OR RIGHT OF WAY

PID #	PROJECT	LOCATION & TERMINI	TYPE OF WORK	FY 2024 PHASE	FY 2024 FEDERAL FUNDS	TOTAL FEDERAL REQUESTED	REMAINING FEDERAL FUNDS
100713	SUM-IR 76-6.15	AKRON I-76 (KENMORE LEG) FROM US 224/I-277 INTERCHANGE TO I-77 INTERCHANGE	IMPROVEMENTS TO INCREASE CAPACITY AND IMPROVE SAFETY INCLUDING STRUCTURAL REHABILITATION AND NOISE WALLS	ENGINEERING	\$8,450,000	\$8,450,000	\$0
102745	SUM-SR 91 (DARROW RD)	STOW SOUTH CORP LIMIT TO SOUTH OF NORTON AVE	RECONSTRUCTION, CURB RAMPS, SIDEWALKS, STORM SEWER, AND SIGNALS	RIGHT OF WAY	\$0	\$56,000	\$56,000
111186	SUM IR 0480 07.45	TWINSBURG TOWNSHIP OVER STOW RD	BRIDGE REHABILITATION	ENGINEERING	\$0	\$0	\$0
111404	SUM-IR 77-24.12	BATH TOWNSHIP GHENT RD TO EVERETT RD	WIDEN TO 6 LANES	ENGINEERING	\$150,000	\$150,000	\$0
112788	SUM-CLEVELAND MASSILLON SIDEWALKS	BATH TOWNSHIP SR 18 TO SPRINGSIDE DR	SIDEWALK ON WEST SIDE OF ROADWAY	ENGINEERING RIGHT OF WAY	\$20,804 \$60,000	\$20,804 \$60,000	\$0 \$0
112869	SUM EAST AVE	TALLMADGE COMMUNITY RD (2.37) TO PORTATGE COUNTY LINE (4.56)	ADD TWO-WAY LEFT TURN LANE, CURBS, AND SIDEWALKS	ENGINEERING	\$258,413	\$258,413	\$0
113161	SUM-HIGHLAND/VALLEY VIEW RD	MACEDONIA HIGHLAND AND VALLEY VIEW RD INTERSECTION	INTERSECTION IMPROVEMENTS	RIGHT OF WAY	\$104,000	\$169,680	\$65,680
113165	SUM-RAVENNA/SHEPARD/BROADWAY	MACEDONIA/TWINSBURG RAVENNA RD/SHEPARD RD	ADD RIGHT TURN LANES ON RAVENNA RD ADD LEFT TURN LANE ON SHEPARD SIDEWALKS AND SIGNAL IMPROVEMENTS	RIGHT OF WAY	\$116,996	\$116,996	\$0
113201	SUM SR 91 7.89	MUNROE FALLS SR 91 OVER CUYAHOGA RIVER	BRIDGE DECK REPLACEMENT (SFN 7707142)	ENGINEERING	\$28,988	\$28,988	\$0
113208	SUM IR 77 9.75	AKRON WATERLOO RD TO LOVERS LANE	CONSTRUCT NEW NOISE WALLS	ENGINEERING	\$0	\$23,428	\$23,428
114845	POR OLD FORGE AB	BRIMFIELD TOWNSHIP MOGADORE RD/OLD FORGE RD	CONSTRUCT NEW ROUNDABOUT	ENGINEERING RIGHT OF WAY	\$0 \$0	\$27,394 \$79,944	\$27,394 \$79,944
116457	SUM CR 537 0.19 SPRINGSIDE DR	BATH TOWNSHIP SR 18 TO CLEVELAND MASSILLON RD	INSTALL NEW SIDEWALKS	ENGINEERING	\$26,936	\$26,936	\$0
116841	WAY-HEARTLAND TRAIL PH 4A	CHIPPEWA TOWNSHIP NORTH OF MARKET ST TO COAL BANK RD	CONSTRUCT MULTI-USE TRAIL	ENGINEERING	\$51,108	\$51,108	\$0
117044	WAY SR 94 14.42	WAYNE COUNTY SR 94 14.42-18.16	FULL DEPTH RECLAMATION TO CREATE 2FT SHOULDER, INCLUDING DRAINAGE AND MINOR BRIDGE WORK	ENGINEERING	\$700,120	\$700,120	\$0
117468	SUM CR 50 0.88 S MAIN ST	NEW FRANKLIN OVER NIMISILA CREEK	BRIDGE REHABILITATION	ENGINEERING	\$38,619	\$38,619	\$0

FY 2024 HIGHWAY PROJECTS AUTHORIZED FOR ENGINEERING OR RIGHT OF WAY

PID #	PROJECT	LOCATION & TERMINI	TYPE OF WORK	FY 2024 PHASE	FY 2024 FEDERAL FUNDS	TOTAL FEDERAL REQUESTED	REMAINING FEDERAL FUNDS
118500	POR-SR 59 ALT TRANSP-2.93	KENT/FRANKLIN TOWNSHIP EAST OF HORNING RD TO SR 261	REDUCING LANE WIDTHS, EXTENDING AND ADDING SIDEWALKS, CURB RAMPS, MID-BLOCK CROSSINGS, ADA BUS STOPS AND SHELTERS, UPGRADE PED SIGNAL HEADS	ENGINEERING	\$0	\$0	\$0
119000	POR TH 254 0.45 PIONEER TRAIL	AURORA OVER AURORA BRANCH OF CHAGRIN RIVER	REPLACE BRIDGE (SFN 6730329)	ENGINEERING	\$0	\$0	\$0
119531	POR OLD FORGE BRIDGE	PORTAGE COUNTY OVER BREAKNECK CREEK	REPLACE BRIDGE (SFN 6734111)	ENGINEERING	\$143,941	\$143,941	\$0
119537	WAY CR 70 1.13 DOYLESTOWN RD	WAYNE COUNTY	BRIDGE REPLACEMENT SFN 8547149	ENGINEERING	\$65,718	\$65,718	\$0
119966	SUM BAILEY ROAD CSX	MUNROE FALLS AT CSX RR	UPGRADE FLASHING LIGHTS AND GATES DOT # 142005B	ENGINEERING	\$10,000	\$10,000	\$0
120675	POR US 224 16.05	DEERFIELD TOWNSHIP US 224/SR 225	NEW ROUNDABOUT	ENGINEERING	\$608,246	\$608,246	\$0
121479	SUM IR 277 3.73	AKRON OVER IR 77	DECK REPLACEMENT SFN 7709811	ENGINEERING	\$2,250,000	\$2,250,000	\$0

FY 2024 BIKEWAY AND PEDESTRIAN PROJECTS

(ALREADY INCLUDED IN CONSTRUCTION, RIGHT OF WAY, AND ENGINEERING TABLES)

PID #	PROJECT	LOCATION & TERMINI	TYPE OF WORK	FY 2024 PHASE	FY 2024 FEDERAL FUNDS	TOTAL FEDERAL REQUESTED	REMAINING FEDERAL FUNDS
99729	SUM-RABER RD SIDEWALKS	GREEN TROON DR TO MAYFAIR RD	CONSTRUCT NEW MULTIPURPOSE 10' TRAIL (SOUTH SIDE)	CONSTRUCTION	\$500,000	\$500,000	\$0
102796	SUM-FREEDOM TRAIL MIDDLEBURY CONNECTOR	TALLMADGE/STOW/KENT PORTAGE BIKE AND HIKE TO FREEDOM TRAIL	CONSTRUCT MULTI-USE TRAIL	CONSTRUCTION	\$0	\$700,000	\$700,000
103028	SUM SR 18 2.11 (WALKWAY)	BATH TOWNSHIP EAST OF IR 77 INTERCHANGE TO CLEVELAND MASSILLON RD	NEW SIDEWALK	CONSTRUCTION	-\$19,438	\$0	\$0
107814	SUM-SR 91-9.96 SIDEWALKS	STOW 500' SOUTH OF CONWILL RD TO 375' SOUTH OF FISHCREEK RD	NEW SIDEWALKS	CONSTRUCTION	-\$13,652	\$0	\$0
112788	SUM-CLEVELAND MASSILLON SIDEWALKS	BATH TOWNSHIP SR 18 TO SPRINGSIDE DR	SIDEWALK ON WEST SIDE OF ROADWAY	ENGINEERING RIGHT OF WAY	\$20,804 \$60,000	\$20,804 \$60,000	\$0 \$0
113160	SUM-RUBBER CITY HERITAGE TRAIL SEGMENT B	AKRON ALONG ABANDONED RAIL LINE BETWEEN 3RD AVE AND EXCHANGE ST	CONSTRUCT MULTI PURPOSE TRAIL	CONSTRUCTION	\$805,000	\$805,000	\$0
113278	D04 PSIP PHASE 2	AKRON, CANTON, YOUNGSTOWN	PEDESTRIAN SAFETY IMPROVEMENTS	CONSTRUCTION	\$278,845	\$278,845	\$0
116457	SUM CR 537 0.19 SPRINGSIDE DR	BATH TOWNSHIP SR 18 TO CLEVELAND MASSILLON RD	INSTALL NEW SIDEWALKS	ENGINEERING	\$26,936	\$26,936	\$0
116460	SUM S MAIN ST CR 50 4.99	GREEN S MAIN ST/FOREST COVE DR (5.07)	CONSTRUCT PEDESTRIAN HYBRID BEACON AND CROSSWALK	CONSTRUCTION	\$0	\$232,236	\$232,236
116841	WAY-HEARTLAND TRAIL PH 4A	CHIPPEWA TOWNSHIP NORTH OF MARKET ST TO COAL BANK RD	CONSTRUCT MULTI-USE TRAIL	ENGINEERING	\$51,108	\$51,108	\$0

FY 2024 HIGHWAY PLANNING ACTIVITIES AUTHORIZED

PID #	PROJECT / STUDY	LOCATION & TERMINI	TYPE OF WORK	FY 2024 FEDERAL FUNDS	TOTAL FEDERAL REQUESTED	REMAINING FEDERAL FUNDS
111426	SUM-AMATS FY 22 AIR QUALITY	SUMMIT AND PORTAGE COUNTIES AND CHIPPEWA AND MILTON TOWNSHIPS OF WAYNE COUNTY	PROMOTION OF ACTIVITIES TO IMPROVE AIR QUALITY SUCH AS BIKING AND WALKING	-\$95	\$0	\$0
111428	SUM-AMATS FY 23 AIR QUALITY	SUMMIT AND PORTAGE COUNTIES AND CHIPPEWA AND MILTON TOWNSHIPS OF WAYNE COUNTY	PROMOTION OF ACTIVITIES TO IMPROVE AIR QUALITY SUCH AS BIKING AND WALKING	-\$93,551	\$0	\$0
111429	SUM-AMATS FY 2024 AIR QUALITY	SUMMIT AND PORTAGE COUNTIES AND CHIPPEWA AND MILTON TOWNSHIPS OF WAYNE COUNTY	PROMOTION OF ACTIVITIES TO IMPROVE AIR QUALITY SUCH AS BIKING AND WALKING	\$80,000	\$100,000	\$20,000
111431	SUM-AMATS FY 22 RIDESHARE	SUMMIT AND PORTAGE COUNTIES AND CHIPPEWA AND MILTON TOWNSHIPS OF WAYNE COUNTY	PROMOTION OF CARPOOLING	-\$70	\$0	\$0
111432	SUM-AMATS FY 23 RIDESHARE	SUMMIT AND PORTAGE COUNTIES AND CHIPPEWA AND MILTON TOWNSHIPS OF WAYNE COUNTY	PROMOTION OF CARPOOLING	-\$37,595	\$0	\$0
111433	SUM-AMATS FY 2024 RIDESHARE	SUMMIT AND PORTAGE COUNTIES AND CHIPPEWA AND MILTON TOWNSHIPS OF WAYNE COUNTY	PROMOTION OF CARPOOLING	\$80,000	\$80,000	\$0
113747	SUM AKRON NON INFR. STRS 2020	AKRON	SUPPORT PERSONNEL FOR SRTS COORDINATOR	\$60,000	\$60,000	\$0
115331	SUM 303-12.6 SAFETY STUDY	HUDSON BOSTON MILLS RD TO SR 91	SAFETY STUDY ALONG SR 303	-\$496	\$0	\$0
119112	POR KENT STP	KENT	2023 SCHOOL TRAVEL PLAN DEVELOPMENT	\$80,000	\$80,000	\$0
119551	SUM HUDSON STP	HUDSON	STP BIKE/PED TASK ORDER	\$45,000	\$45,000	\$0
119872	SUM BOSTON TWP	BOSTON TOWNSHIP	SAFETY SIGN GRANT	\$50,000	\$50,000	\$0
120179	POR EDINBURG TWP	EDINBURG TOWNSHIP	SAFETY SIGN GRANT	\$50,000	\$50,000	\$0
120226	POR FREEDOM TWP	FREEDOM TOWNSHIP	SAFETY SIGN GRANT	\$20,759	\$20,759	\$0
120764	D04 SAFETY STUDIES (2021 HSIP)	DISTRICT 4	SAFETY STUDIES	\$288,000	\$288,000	\$0

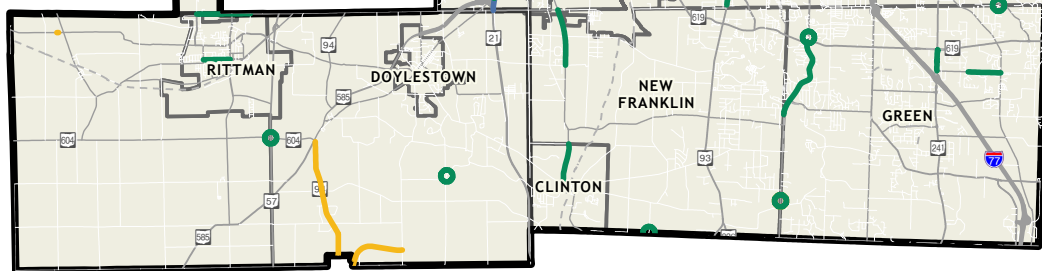
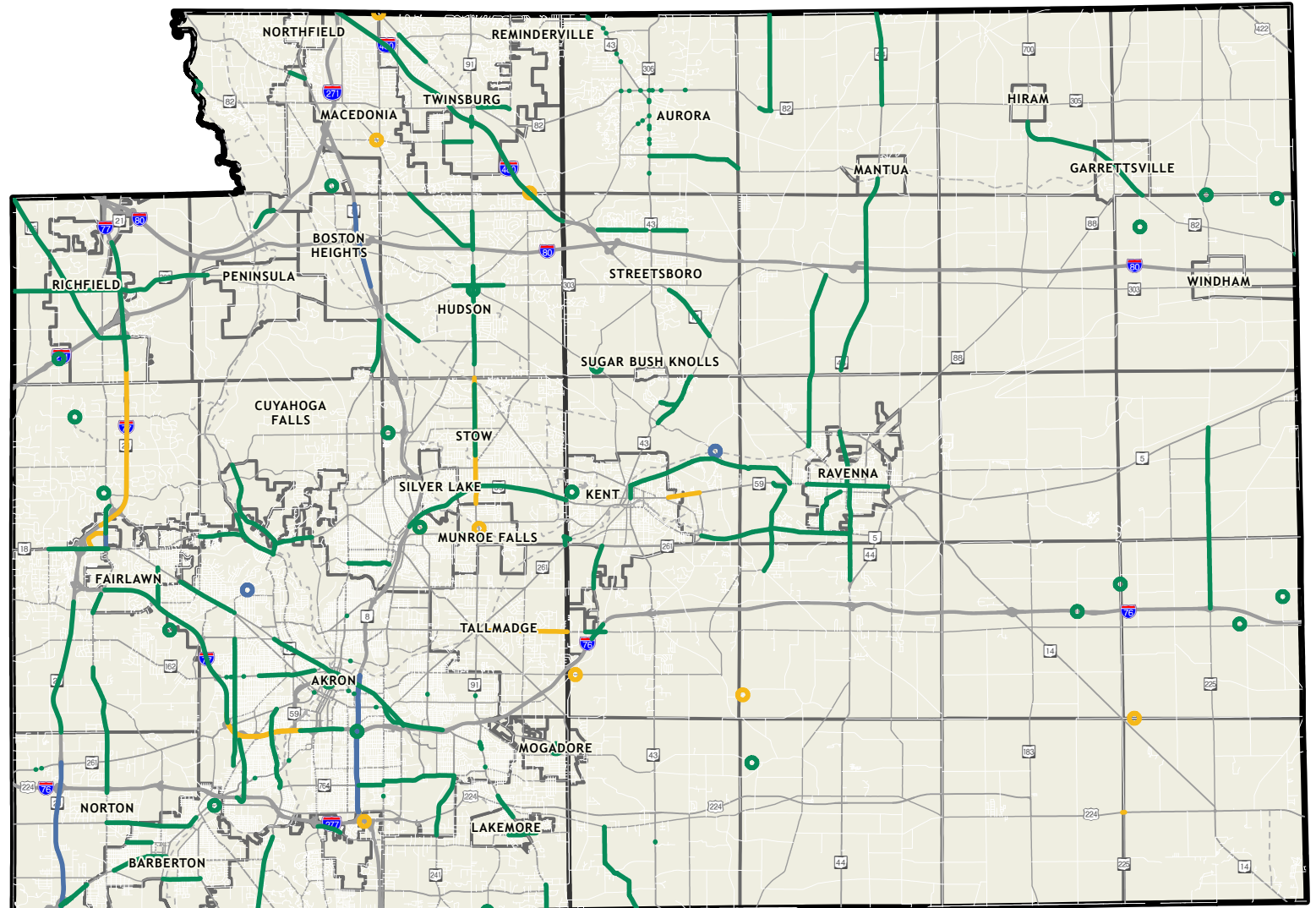
FY 2024 HIGHWAY PROJECTS WITH LOAN REPAYMENT FUNDING

PID #	PROJECT	LOCATION & TERMINI	TYPE OF WORK	FY 2024 FEDERAL FUNDS
76721	SUM-SR 8-7.60	STOW/HUDSON GRAHAM RD TO NORTH OF SR 303	RECONSTRUCTION- DEBT SERVICE ON BONDS	\$5,279,549
93501	SUM/MED-IR 76-0.00/11.43	NORTON/BARBERTON MEDINA COUNTY LINE TO CENTRAL AVE	RESURFACING FROM MEDINA COUNTY LINE TO SR 21, WIDENING TO 6 LANES FROM SR 21 TO CENTRAL AVE- DEBT SERVICE ON BONDS	\$5,455,874
96670	SUM-IR 76-5.53	BARBERTON/AKRON CENTRAL AVE TO 27TH ST	WIDEN TO 6 LANES AND RECONFIGURE WOOSTER RD/ EAST AVE/STATE ST INTERCHANGES- DEBT SERVICE ON BONDS	\$1,483,220
102329	SUM-IR 76/77/8-8.24/9.74/0.00	AKRON IR 76 FROM IR 77 TO EAST OF CENTRAL INTERCHANGE IR 77 FROM US 224 TO IR 76 SR 8 FROM IR 77 TO PERKINS ST	RESURFACING ON IR 76 AND IR 77; RECONSTRUCTION LEFT EXIT RAMPS AT THE CENTRAL INTERCHANGE- DEBT SERVICE ON BONDS	\$5,009,734

FY 2024 HIGHWAY PROJECTS DELAYED OR CANCELLED

PID #	PROJECT	LOCATION & TERMINI	TYPE OF WORK	FY 2024 PHASE	PROJECT STATUS
105556	POR RAVENNA RD BRIDGE CR 145	FRANKLIN TOWNSHIP OVER NORFOLK SOUTHERN RAILROAD	REPLACE BRIDGE AND ADD LANE(S) FOR PORTAGE HIKE AND BIKE TRAIL	CONSTRUCTION	DELAYED
111401	SUM CASTLE BLVD/WINHURST DR	AKRON CASTLE BLVD/WINHURST DR	SIGNALIZATION AND INTERCONNECTION WITH W&LE RR	OTHER	CANCELLED
112788	SUM-CLEVELAND MASSILLON SIDEWALKS	BATH TOWNSHIP SR 18 TO SPRINGSIDE DR	SIDEWALK ON WEST SIDE OF ROADWAY	CONSTRUCTION	DELAYED
114865	SUM IR 77/SR 8 11.65/0.00	AKRON I-77 FROM JUST NORTH OF LOVERS LANE TO SR 8 AND SR 8 FROM I-77 TO JUST NORTH OF PERKINS ST	CORRIDOR IMPROVEMENTS ON MAINLINE, SERVICE ROADS AND RAMPS	ENGINEERING	DELAYED
115706	D04 LOOP FY 2024	DISTRICTWIDE	LOOP MAINTENANCE IN DISTRICT 4	CONSTRUCTION	CANCELLED
116769	SUM SR 21 0.00	NORTON 0.00 TO 4.30	RESURFACING	CONSTRUCTION	CANCELLED
118767	SUM SR 8 13.31	BOSTON HEIGHTS SOUTH OF SR 303 TO NORTH OF HINES HILL RD	RESURFACING	CONSTRUCTION	CANCELLED

**FY 2024
TRANSPORTATION
IMPROVEMENT
PROGRAM**



FY 2024 Project Status

- — Project Began Construction
- — Project Delayed or Cancelled
- — Preliminary Engineering or Right-of-Way Underway



September 2024

FY 2024
AMATS Area
TRANSIT PROJECTS ACTIVITY

PROJECT DESCRIPTION	PID NUMBER	TOTAL PROJECT COST	FEDERAL AMOUNT	FUNDING SOURCE	STATE FUNDING	GRANT/PROJECT STATUS
METRO REGIONAL TRANSIT AUTHORITY						
FY 2024 Projects						
Capital						
Design - New Admin. & Maint. Facility	104366	\$342,561	\$221,261	CarbRP-S OTP2	\$121,300	Awarded
Construct - New Admin. & Maint. Facility	104366	\$38,712,880	\$37,808,113	Sec. 5339c	\$0	Awarded
13 Large Buses	104362	\$5,485,226	\$4,212,169	Sec. 5307/5339	\$0	Awarded
Computer Software	117675	\$250,000	\$200,000	CarbRP-S OTP2	\$0	Awarded
Computer Hardware 1	117675	\$194,000	\$155,200	CarbRP-S OTP2	\$0	Awarded
Computer Hardware 2	117675	\$100,000	\$80,000	CarbRP-S OTP2	\$0	Awarded
Facility Concrete Rehabilitation	117675	\$60,000	\$48,000	CarbRP-S OTP2	\$0	Awarded
CNG Compressor Rehab. Garage 1	117675	\$150,000	\$120,000	CarbRP-S OTP2	\$0	Awarded
Portable Lift Garage 2	117675	\$160,000	\$128,000	CarbRP-S OTP2	\$0	Awarded
Portable Vehicle Lift	120698	\$168,000	\$134,400	CarbRP-S OTP2	\$0	Awarded
Gas Tank Rehab.	120698	\$374,325	\$299,460	CarbRP-S OTP2	\$0	Awarded
Communications Equipment	120698	\$225,000	\$180,000	CarbRP-S OTP2	\$0	Awarded
Signage Equipment	120698	\$540,000	\$432,000	CarbRP-S OTP2	\$0	Awarded
Bus Shelters & Bus Stops	104365	\$373,192	\$173,192	CarbRP-S OTP2	\$0	Awarded
2 Large Electric Buses	117673	\$1,908,081	\$1,532,281	Sec. 5307/5339c	\$0	Awarded
6 Large CNG Buses	113110	\$4,200,000	\$1,360,000	Sec. 5307	\$0	Awarded
3 Large CNG Buses	112245	<u>\$1,575,000</u>	<u>\$1,260,000</u>	CMAQ	<u>\$272,190</u>	Awarded
		<u>\$54,818,265</u>	<u>\$48,344,076</u>		<u>\$393,490</u>	
Operating-Related						
Preventive Maintenance	104364	\$1,189,673	\$856,000	CarbRP-S OTP2		Awarded
Preventive Maintenance	104364	<u>\$5,961,613</u>	<u>\$4,744,000</u>	Sec. 5307	<u>\$1,217,613</u>	Awarded
		<u>\$7,151,286</u>	<u>\$5,600,000</u>		<u>\$1,217,613</u>	
Planning						
Operational Planning	104368	<u>\$825,000</u>	<u>\$0</u>		<u>\$0</u>	N/A
		<u>\$825,000</u>	<u>\$0</u>		<u>\$0</u>	
2024 METRO RTA TOTALS		\$62,794,551	\$53,944,076		\$1,611,103	
PORTAGE AREA REGIONAL TRANSPORTATION AUTHORITY						
FY 2024 Projects						
Capital						
4 Large Diesel Transit Buses - 35'	111799	\$1,893,610	\$1,514,888	Sec. 5339b	\$0	Awarded
2 Large CNG Transit Buses - 40'	112244	\$1,120,176	\$896,141	CMAQ-A	\$105,938	Awarded
2 Large CNG Buses (partial)	120676	\$10,133	\$8,106	CarbRP-S OTP2	\$0	Awarded
3 Large CNG Buses (partial)	120676	\$399,913	\$319,930	CarbRP-S OTP2	\$0	Awarded
Automatic Passenger Counters	120676	\$180,000	\$144,000	CarbRP-S OTP2	\$0	Awarded
Facility Paving Project	120676	\$120,000	\$96,000	CarbRP-S OTP2	\$0	Awarded
Utility Support Vehicle	120676	\$38,000	\$30,400	CarbRP-S OTP2	\$0	Awarded
Maintenance Equipment	120676	<u>\$197,000</u>	<u>\$157,600</u>	CarbRP-S OTP2	<u>\$0</u>	Awarded
		<u>\$3,958,832</u>	<u>\$3,167,065</u>		<u>\$105,938</u>	
Operating-Related						
Elderly & Disabled Fare Assistance	111800			-	\$85,814	Awarded
Preventive Maintenance	111802	<u>\$1,375,000</u>	<u>\$1,100,000</u>	Sec. 5307	<u>\$246,049</u>	Awarded
		<u>\$1,375,000</u>	<u>\$1,100,000</u>		<u>\$331,863</u>	
Planning						
Operational Planning	111801	<u>\$65,000</u>	<u>\$52,000</u>	Sec. 5307	<u>\$0</u>	N/A
		<u>\$65,000</u>	<u>\$52,000</u>		<u>\$0</u>	
2024 PARTA TOTALS		\$5,398,832	\$4,319,065		\$437,801	
Coordinated Human Services Transportation Program						
FY 2024 Projects						
Elderly & Disabled Capital Equipment -Social Service Agencies	115440/117716	<u>\$560,173</u>	<u>\$474,936</u>	Sec. 5310	<u>\$19,205</u>	Awarded
		<u>\$560,173</u>	<u>\$474,936</u>			
TOTAL PROJECT COST		\$68,753,556	\$58,738,077		\$2,048,904	

Performance Measures - METRO RTA and PARTA have certified that they have developed and adopted the required performance targets for all rolling stock, equipment, facilities, and infrastructure, through a Transit Asset Management (TAM) Plan, as required by federal guidance.