

# **Annual List of Federally Obligated Projects FY 2023**

(July 1, 2022 to June 30, 2023)

September 2023

**Akron Metropolitan Area Transportation Study**  
One Cascade Plaza/Suite 1300/Akron, Ohio 44308  
Phone: (330) 375-2436  
Fax: (330) 375-2275

This report was prepared by the Akron Metropolitan Area Transportation Study (AMATS) in cooperation with the U.S. Department of Transportation, the Ohio Department of Transportation, and the Village, City and County governments of Portage and Summit Counties and the Chippewa and Milton Township areas of Wayne County.

The contents of this report reflect the views of AMATS, which is responsible for the facts and accuracy of the data presented herein. The contents do not necessarily reflect the official view and policies of the Ohio and/or U.S. Department of Transportation. This report does not constitute a standard, specification or regulation.

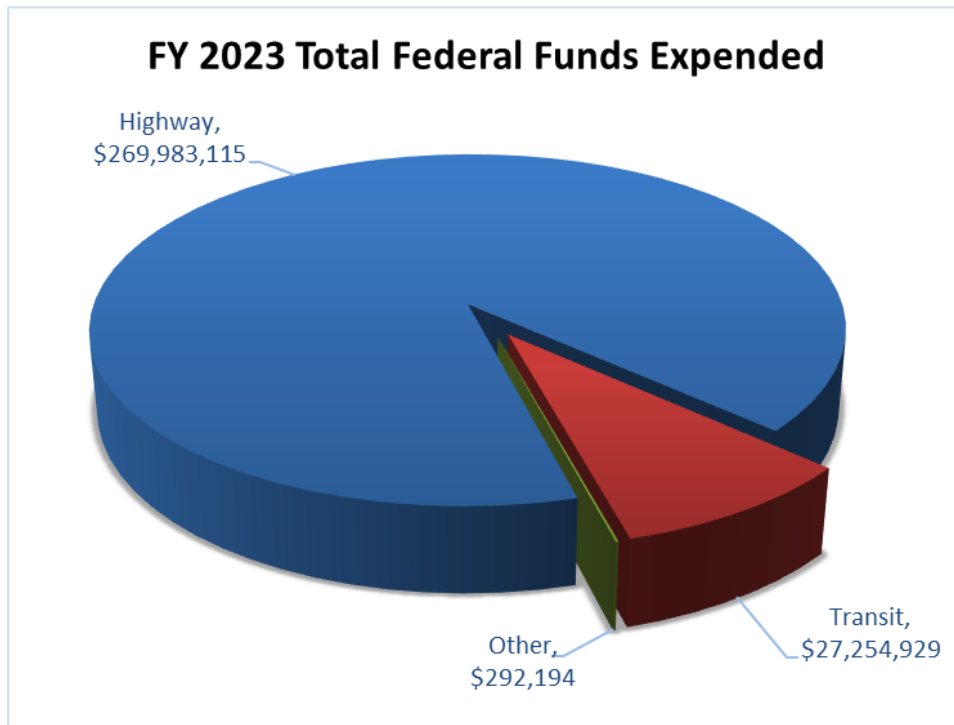
## Introduction

The Federal Highway Administration (FHWA) defines obligation as the federal government's commitment to pay or reimburse an entity for the federal share of a project's eligible cost. Obligation does not necessarily indicate expenditure or project completion; only that the project has been approved by the government for reimbursement.

This report includes the status of all projects listed in the Transportation Improvement Program for FY 2023, which began on July 1, 2022 and ended on June 30, 2023.

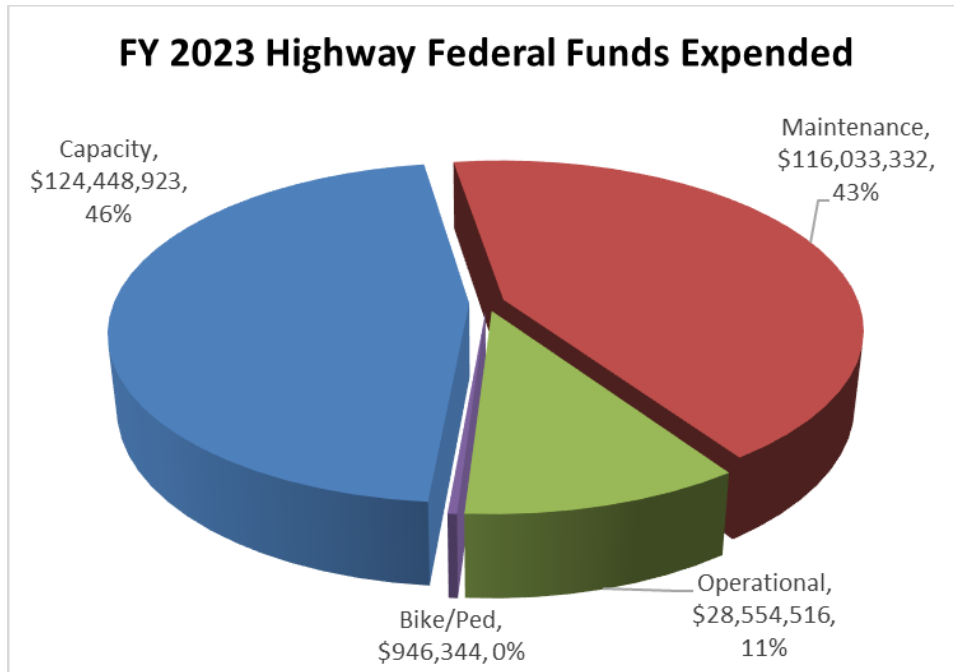
## Obligation Report

During FY 2023, \$297.5 million of federal funds was expended in the AMATS area. Of this total, \$270.0 million was for highway projects and \$27.3 million for transit projects. The remaining \$292,194 was expended on the AMATS Air Quality Advocacy Program, the Rideshare Program, and various ODOT-led studies. The following pie chart is a summary of the percentage of total federal expenditures by mode in the TIP for FY 2023.



## Highway Projects

There are several different types of highway projects listed in the TIP. These include capacity, operational, maintenance and bike/ped type projects. Capacity projects can include the construction of new roadways and adding new lanes to existing roadways to accommodate larger volumes of traffic. In FY 2023 there were \$124.4 million in capacity type projects scheduled in the TIP. However, this expenditure was all for engineering and right of way for future construction of these projects. Operational projects which improve the flow of traffic by coordinating traffic signals, adding turn lanes, and/or railroad signage improvements accounted for a total of \$28.6 million in expenditures. Maintenance and preservation projects such as resurfacing, reconstruction, or bridge replacements accounted for a total of \$116.0 million. Off-road bikeway and pedestrian projects amounted to \$0.9 million. The following pie charts show the expenditures for each project type by federal funding sources.

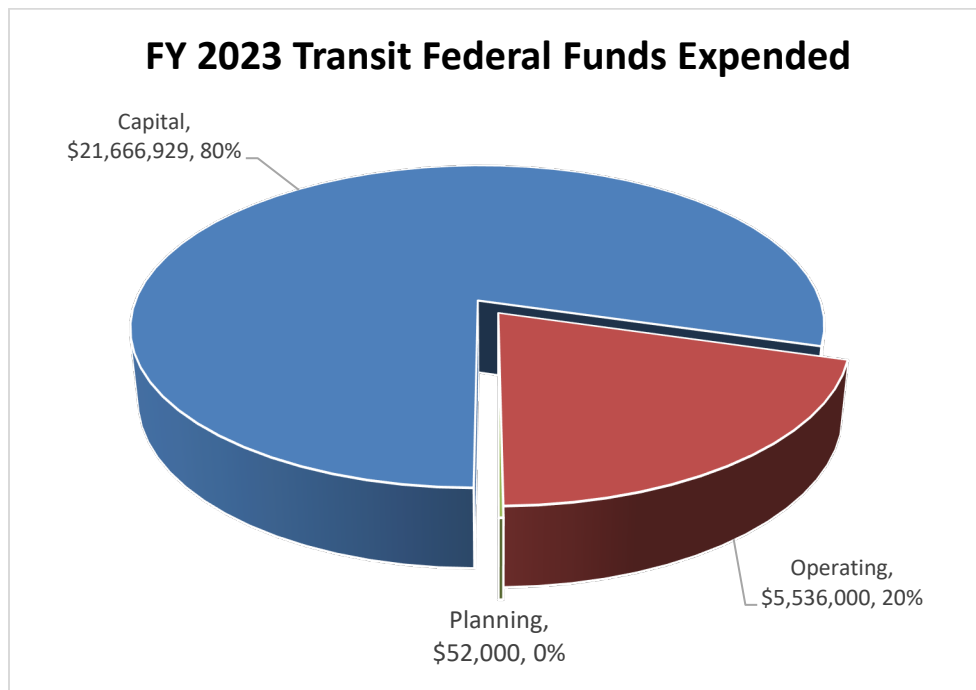


The Highway Project tables, located at the end of this report, are reflective of the various stages of project development that occurred during FY 2023. The tables are divided into projects that encumbered construction funding, were authorized for preliminary engineering or right-of-way, planning studies authorized, or were cancelled or delayed. The tables provide detailed information such as locations and limits, type of work, the amount of federal funds programmed for projects, and remaining federal funds.

## Transit Projects

Transit projects are also divided into several different types in the TIP. These include capital, operating and planning type projects. Capital projects include purchasing of equipment, which is typically new buses. In FY 2023, there was \$21.7 million in federal capital expenditures. Federal operating expenditures such as personnel salaries, fuel costs and routine maintenance on buses and facilities accounted for a little over \$5.5 million. Spending on transit agency planning activities such as conducting regional transit planning and measuring of system performance was \$52,000 in federal funds. The following pie chart shows the percentage of expenditures for each project type by federal funding sources.

The Transit Projects table provides project information such as type of project, the amount of federal funds awarded or programmed and the status of the grant or project in FY 2023.



### Additional Notes

Negative amounts listed in the tables below reflect project cost adjustments in the years after a project is sold or when unspent funds are released to closing out a project. These negatives were not included in the pie chart totals. Also note that if a project sold in FY 2023 and no funds were released this project is not listed in the tables.

This report reflects the state fiscal year of July 1 to June 30. The Federal Fiscal Year, however, runs from October 1 to September 30. Therefore, there may be some projects obligated after July 1 but before October 1 that are obligated in Federal Fiscal Year 2023. These will be noted in next year's report.

Members of the public or transportation stakeholders interested in any financial details of these or any other projects within the region are encouraged to call Amy Prater, AMATS TIP Coordinator, or Matt Stewart, Planning Administrator, at 330-375-2436. Email can be directed to [aprater@akronohio.gov](mailto:aprater@akronohio.gov) or [mstewart@akronohio.gov](mailto:mstewart@akronohio.gov).

**HIGHWAY PROJECTS WITH CONSTRUCTION FUNDING**  
FY 2023

| PID #  | PROJECT                         | LOCATION & TERMINI  | TYPE OF WORK   | FY 2023 FEDERAL FUNDS | TOTAL FEDERAL REQUESTED | REMAINING FEDERAL FUNDS |
|--------|---------------------------------|---|--|-----------------------|-------------------------|-------------------------|
| 76721  | SUM-SR 8-7.60                   | STOW<br>GRAHAM RD TO JUST NORTH OF SR 303   | MAJOR REHAB  | \$4,938,542           | \$4,938,542             | \$0                     |
| 77269  | SUM-IR 76-10.00 (MAIN/BROADWAY) | AKRON<br>IR 76/77 WEST OF MAIN/BROADWAY AND WOLF LEDGES/<br>GRANT INTERCHANGES  | RECONSTRUCT IR-76/77, AND CHANGES THE<br>ACCESS POINTS AND GEOMETRY OF THE MAIN/<br>BROADWAY AND WOLF LEDGES/GRANT<br>INTERCHANGES | \$1,936,379           | \$1,936,379             | \$0                     |
| 84397  | SUM-SEIBERLING WAY PH 1         | AKRON<br>ENGLEWOOD ST TO EAGLE ST   | CONSTRUCTION OF NEW ROADWAY BETWEEN<br>EAGLE ST AND ENGLEWOOD AVE  | -\$666,454            | \$0                     | \$0                     |
| 84657  | SUM-IR 480-1.36                 | TWINSBURG<br>SOUTH OF CHAMBERLIN RD   | CONSTRUCTION OF 2 SOUND WALLS  | -\$171,090            | \$0                     | \$0                     |
| 89113  | SUM-SR 91/US 224/CANTON RD      | SPRINGFIELD TOWNSHIP<br>SR 91/US 224/CANTON RD INTERSECTION<br>CANTON RD S OF SPRINGFIELD LAKE TO FARMDALE RD   | INTERSECTION IMPROVEMENT AND ACCESS<br>MANAGEMENT AND RAISED MEDIAN ON SOUTH<br>SIDE   | \$366,582             | \$366,582               | \$0                     |
| 91710  | SUM-SR 8-1.75                   | AKRON<br>SR 8 BRIDGE BETWEEN PERKINS ST AND GLENWOOD<br>AVE OVER CUYAHOGA RIVER VALLEY  | REPLACEMENT OF ONE MAIN BRIDGE WITH<br>TWO NEW DIRECTIONAL BRIDGES   | \$108,189,392         | \$108,189,392           | \$0                     |
| 92032  | SUM-SR 91-21.65                 | TWINSBURG<br>GLENWOOD DR TO CUYAHOGA COUNTY LINE  | WIDENING TO 4 LANES, SIDEWALKS, AND<br>LIGHTING  | \$55,182              | \$55,182                | \$0                     |
| 93101  | SUM-IR 271/SR 8-8.49/VAR        | BOSTON & NORTHFIELD CENTER TOWNSHIPS/MACEDONIA<br>BOSTON MILLS RD TO SR 82 (AURORA RD)  | RESURFACING , RETAINING WALL REPAIRS,<br>MINOR BRIDGE REPAIRS  | \$9,245,133           | \$9,245,133             | \$0                     |
| 93501  | SUM/MED-IR 76-0.00/11.43 DB     | NORTON/BARBERTON<br>MEDINA COUNTY LINE TO SR 21<br>SR 21 TO CENTRAL AVE   | PAVMENT REPLACEMENT & WIDEN TO 6 LANES   | \$5,522,177           | \$5,522,177             | \$0                     |
| 93819  | SUM-HOWE AVE                    | CUYAHOGA FALLS<br>MAIN ST TO BUCHOLZER BLVD   | PAVEMENT REPLACEMENT   | -\$185,715            | \$0                     | \$0                     |
| 94009  | POR/SUM-IR 76-1.57/VAR          | TALLMADGE/BRIMFIELD & ROOTSTOWN TOWNSHIPS<br>E OF GILCHRIST INTERCHANGE & NEAR S MUNROE RD<br>TALLMADGE RD TO NEW MILFORD RD  | RESURFACING<br>REPAIRS TO 14 BRIDGES<br>REMOVE 1 TURN AROUND AND ADD 1   | \$7,737,705           | \$7,737,705             | \$0                     |
| 94123  | SUM/WAY-SR 21/585-0.00/VAR      | CHIPPEWA TOWNSHIP/NORTON<br>SR 21 FROM EASTERN RD TO NORTON NORTH CORP LIMIT<br>SR 585 FROM EASTERN RD TO SR 21   | RESURFACING<br>INSTALL R-CUT AT SR 585 AND EASTERN RD  | -\$17,116             | \$0                     | \$0                     |
| 96670  | SUM-IR 76-5.53                  | BARBERTON<br>WOOSTER RD/EAST AVE/STATE ST INTERCHANGES<br>IR 76 FROM CENTRAL AVE TO 27TH ST; SR 619 FROM IR 76<br>TO HIRAM ST & PAIGE AVE TO COVENTRY RD, STATE ST<br>FROM ELMWOOD AVE TO CENTRAL AVE | RECONSTRUCTION OF ROADWAY AND<br>INTERCHANGE RECONFIGURATION   | \$2,629,975           | \$2,629,975             | \$0                     |
| 98486  | SUM-US 224-11.24/14.30          | AKRON/SPRINGFIELD TOWNSHIP<br>KELLY AVE TO AKRON CORP LIMIT<br>SR 91 TO E OF OAKWOOD  | RESURFACING AND MINOR BRIDGE WORK  | -\$9,635              | \$0                     | \$0                     |
| 99725  | SUM-CANTON RD RESURFACING       | SPRINGFIELD TOWNSHIP<br>SALMON DR TO S OF SPRINGFIELD LAKE DR   | RESURFACING  | -\$7,114              | \$0                     | \$0                     |
| 99879  | SUM-STREETSBORO SIGNALS         | STREETSBORO<br>SR 14, SR 43, SR 303 IN STREETSBORO  | SIGNAL UPGRADES WITH FIBER OPTIC CABLES,<br>CENTRAL CONTROL CENTER WITH CAMERAS<br>AND PRE-EMPTION                                 | -\$398,945            | \$0                     | \$0                     |
| 100963 | POR-CHIP FY 2020                | HIRAM/NELSON TOWNSHIPS<br>POR SR 305 FROM HIRAM EAST CORP LIMIT TO SR 282   | CHIP SEALING   | -\$7,798              | \$0                     | \$0                     |
| 101270 | POR-SR 43/43D-11.87/0.00        | KENT<br>SR 43 (Gougler Ave) FROM MAIN ST TO ROCKWELL ST<br>SR 43 FROM N OF FAIRCHILD AVE TO KENT NORTH CORP LIMIT<br>SR 43D (Mantua St) FROM MAIN ST TO FAIRCHILD AVE                                 | RESURFACING AND MINOR BRIDGE WORK  | \$1,637,676           | \$1,637,676             | \$0                     |
| 101376 | D04 BH FY2019 (West)            | DISTRICTWIDE  | MINOR BRIDGE WORK  | -\$242,061            | \$0                     | \$0                     |
| 101378 | D04 BH FY2020 (West)            | DISTRICTWIDE  | MINOR BRIDGE WORK  | -\$110,601            | \$0                     | \$0                     |

**HIGHWAY PROJECTS WITH CONSTRUCTION FUNDING**  
FY 2023

| PID #  | PROJECT                                   | LOCATION & TERMINI   | TYPE OF WORK  | FY 2023 FEDERAL FUNDS | TOTAL FEDERAL REQUESTED | REMAINING FEDERAL FUNDS |
|--------|---|--|---|-----------------------|-------------------------|-------------------------|
| 101380 | D04 BH FY2021 (West)                      | DISTRICTWIDE   | MINOR BRIDGE WORK   | \$76,825              | \$76,825                | \$0                     |
| 101439 | WAY-SR 21-0.00                            | CHIPPEWA TOWNSHIP<br>STARK COUNTY LINE TO SUMMIT COUNTY LINE   | MAJOR REHABILITATION  | \$27,898,594          | \$27,898,594            | \$0                     |
| 102329 | SUM-IR 76/77/8-8.24/9.74/0.00             | AKRON<br>CENTRAL INTERCHANGE<br>IR 76 FROM 8.24 TO 9.96 & 11.01 TO 12.03<br>IR 77 FROM 9.74 TO 12.11 & 15.18 TO 15.87<br>SR 8 FROM 0.00 TO 1.75                                    | PAVEMENT REPLACEMENT, RESURFACING<br>RECONSTRUCTION LEFT EXIT RAMP AT<br>CENTRAL INTERCHANGE  | \$2,766,598           | \$2,766,598             | \$0                     |
| 102394 | POR-SR 44/VAR-16.48/VAR                   | PORTAGE COUNTY TOWNSHIPS<br>SR 44 FROM STARK CO LINE TO IR 76 & LAKE ROCKWELL RD<br>TO SR 303; SR 88 FROM E OF COOLEY RD TO SR 303 (E JCT);<br>SR 303 FROM SR 700 TO SR 88 (W JCT) | RESURFACING   | -\$64,467             | \$0                     | \$0                     |
| 102701 | SUM-EAST EXCHANGE ST                      | AKRON<br>E EXCHANGE ST FROM BROADWAY ST TO<br>FOUNTAIN ST  | REDUCE LANES<br>ADD BIKE LANES<br>INSTALL MEDIAN<br>SIGNAL INTERCONNECT   | \$2,000,000           | \$5,840,000             | \$3,840,000             |
| 102737 | SUM-SR 241/764 7.78/VAR                   | AKRON<br>SR 241 FROM TOOMBS DR TO GLASER PA<br>SR 764 FROM ALLENDALE AV TO SR 241  | RESURFACING<br>WITH CURB RAMPS  | \$2,869,248           | \$2,869,248             | \$0                     |
| 102858 | POR-IR 76-16.58/21.18                     | PALMYRA TOWNSHIP<br>IR 76 AT JOHN THOMAS RD & MAHONING RD  | DECK REPLACEMENTS   | \$1,669,427           | \$1,669,427             | \$0                     |
| 102904 | SUM-W STEELS CORNERS RD PH 1              | CUYAHOGA FALLS<br>NORTHAMPTON RD TO STATE RD   | RESURFACING   | \$14,551              | \$14,551                | \$0                     |
| 103172 | SUM-SR 241/CORPORATE WOODS PH 2           | GREEN<br>BOETTLER RD/FRANKS PKWY TO CORPORATE WOODS<br>CIRCLE/THORN DR   | ADD ROUNDABOUTS AT CORPORATE WOODS<br>CIRCLE AND BOETTLER RD INTERSECTIONS,<br>RECONSTRUCTION OF SR 241                                     | \$5,429,481           | \$5,643,736             | \$214,255               |
| 103293 | SUM-CR 17-16.51<br>CLEVELAND MASSILLON RD | FAIRLAWN<br>IR 77 TO ROTHROCK RD<br>ROTHROCK RD TO COMMERCIAL DR   | ROUNDABOUT AT ROTHROCK AND UPGRADE<br>IR 77 TO RIGHT ONLY EXIT, WIDEN TO 4 LANES<br>RECONSTRUCT SIGNAL AT ROSEMENT/ELGIN<br>SHARED USE PATH | \$1,003,453           | \$1,003,453             | \$0                     |
| 103930 | SUM-IR 271-8.80 SLIDE                     | BOSTON TOWNSHIP<br>IR 271 NORTH OF BOSTON MILLS RD   | REPAIR SLIDE  | -\$47,198             | \$0                     | \$0                     |
| 105120 | POR/SUM MCRO FY 2022                      | PORTAGE AND SUMMIT COUNTIES  | MICROSURFACING  | \$1,067,197           | \$1,067,197             | \$0                     |
| 105170 | D04 BH FY2023 (WEST)                      | PORTAGE, STARK, AND SUMMIT COUNTIES  | BRIDGE MAINTENANCE OF STRUCTURES<br>IN PORTAGE, STARK, AND SUMMIT<br>COUNTIES   | \$839,092             | \$839,092               | \$0                     |
| 105861 | SUM-IR 77-22.30                           | COPLY TOWNSHIP<br>IR 77 BRIDGES OVER SR 21   | BRIDGE REPLACEMENT  | \$12,932,677          | \$12,932,677            | \$0                     |
| 106416 | POR-SR 43-18.65                           | STREETSBORO<br>SR 43 FROM SR 14 TO FROST RD  | ADD TWO WAY LEFT TURN LANE<br>ADD ADDITIONAL SB LANE FROM<br>EVERGREEN TO IR 80   | \$5,164,210           | \$5,164,210             | \$0                     |
| 106445 | SUM-SR 91-13.45                           | HUDSON<br>SR 91 FROM BARLOW RD TO VETERANS WAY   | ADD TWO WAY LEFT TURN LANE<br>BIKE LANES<br>SIDEWALK IMPROVEMENTS   | \$2,782,177           | \$3,126,562             | \$344,385               |
| 106668 | SUM-CR 206 (Wright Rd)                    | COPLY TOWNSHIP<br>OVER PIGEON CREEK  | BRIDGE REPLACEMENT  | -\$29,707             | \$0                     | \$0                     |
| 106881 | WAY-CR 133-2.10<br>Black Diamond          | CHIPPEWA TOWNSHIP<br>OVER CHIPPEWA CREEK<br>0.125 MILES NORTH OF BIERI RD  | BRIDGE REPLACEMENT AND GUARDRAIL  | \$1,255,577           | \$1,255,577             | \$0                     |
| 107337 | SUM-SR 93-9.28                            | AKRON<br>RR BRIDGE OVER RR (NORTH OF WILBETH RD)   | BRIDGE PRESERVATION   | -\$37,679             | \$0                     | \$0                     |
| 107761 | POR-AURORA SIGNALS                        | AURORA<br>CITYWIDE   | SIGNAL UPGRADES   | \$301,862             | \$301,862               | \$0                     |

**HIGHWAY PROJECTS WITH CONSTRUCTION FUNDING**  
FY 2023

| PID #  | PROJECT   | LOCATION & TERMINI   | TYPE OF WORK   | FY 2023 FEDERAL FUNDS | TOTAL FEDERAL REQUESTED | REMAINING FEDERAL FUNDS |
|--------|---|--|--|-----------------------|-------------------------|-------------------------|
| 107794 | SUM-CR 50-0.00<br>S MAIN ST   | GREEN<br>MOUNT PLEASANT RD TO W NIMISILA RD  | RESURFACING  | -\$44,876             | \$0                     | \$0                     |
| 107886 | SUM-NORTH RIVER RD  | MUNROE FALLS<br>SR 91 TO STOW S CORP LIMIT   | RESURFAING   | -\$122,247            | \$0                     | \$0                     |
| 107920 | POR-US 224-9.07   | RANDOLPH TOWNSHIP<br>AT NEW MILFORD RD AND WATERLOO RD   | INTERSECTION IMPROVEMENTS                              | \$1,819,205           | \$1,819,205             | \$0                     |
| 108084 | SUM-PORTAGE TRAIL EXT.  | CUYAHOGA FALLS<br>ALBERTSON PKWY TO STATE RD   | ADD TWO WAY LEFT TURN LANE                             | \$5,383,068           | \$5,383,068             | \$0                     |
| 108133 | SUM-E WATERLOO RD PH 1&2  | AKRON<br>MANCHESTER RD TO KELLY AVE  | RESURFACING  | -\$80,764             | \$0                     | \$0                     |
| 108140 | SUM-RAVENNA RD PART 1   | TWINSBURG TOWNSHIP<br>TWINSBURG SOUTH CORP LIMIT TO N OF OLD MILL RD   | RESURFACING  | \$805,000             | \$805,000               | \$0                     |
| 108200 | SUM-WHITE POND DR   | COPLEY TOWNSHIP<br>COPLEY RD TO AKRON S CORP LIMIT   | RESURFACING  | \$690,000             | \$690,000               | \$0                     |
| 108370 | SUM-WOOSTER RD/STATE ST   | BARBERTON<br>WOOSTER RD/STATE ST INTERSECTION  | RECONSTRUCTION OF CONCRETE<br>PAVEMENT AT INTERSECTION | \$2,035,703           | \$2,035,703             | \$0                     |
| 108375 | SUM-S VAN BUREN/W WATERLOO  | BARBERTON<br>SNYDER ABE TO ROBINSON AVE<br>WOOSTER RD TO CODELIA AVE   | RESURFACING  | -\$130,035            | \$0                     | \$0                     |
| 108454 | SUM-OLDE EIGHT RD<br>(CR 16)-12.70 PART 2                             | NORTHFIELD CENTER TOWNSHIP<br>BOSTON HEIGHTS N CORP LIMIT TO<br>HIGHLAND RD (S INTERSECTION)   | RESURFACING  | \$805,000             | \$805,000               | \$0                     |
| 108467 | SUM-CLEVELAND MASSILLON PART 1  | COPLEY TOWNSHIP<br>NORTON NORTH CORP LIMIT TO RIDGEWOOD RD (S JCT)   | RESURFACING  | \$1,400,000           | \$1,610,000             | \$210,000               |
| 108498 | SUM-CR 96-0.50<br>WOOSTER RD  | NORTON<br>SR 21 TO TAYLOR RD   | RESURFACING  | \$13,463              | \$13,463                | \$0                     |
| 109076 | SUM-IR 77-31.97   | RICHFIELD TOWNSHIP<br>NEAR FURNACE RUN (S OF BRUSH RD)   | STREAM EROSION PROTECTION                              | -\$28,363             | \$0                     | \$0                     |
| 109670 | POR-IR 76-20.05 SLIDE   | PALMYRA TOWNSHIP<br>IR 76 BETWEEN MCCLINSTOCKSBURG RD AND<br>JONES RD  | REPAIR SLIDE ALONG IR 76                               | \$2,363,202           | \$2,363,202             | \$0                     |
| 110168 | POR-SR 43D/59-0.53/0.00   | KENT<br>KENT WEST CORP LIMIT TO RIVER ST   | RESURFACING  | -\$41,933             | \$0                     | \$0                     |
| 110668 | SUM-SR 176-0.25-5.59<br>SUM-SR 303-0.00-5.49                          | RICHFIELD/RICHFIELD TOWNSHIP<br>SR 176 FROM WHEATLEY RD TO LUTHER RD<br>SR 303 FROM MEDINA COUNTY LINE TO PENINSULA<br>CORP LIMIT                    | RESURFACING  | \$1,989,897           | \$1,989,897             | \$0                     |
| 110672 | POR-SR 14-18.20-25.34<br>POR-SR 183-3.00-7.61<br>POR-SR 225-0.00-2.53 | EDINBURG/DEERFIELD/ATWATER TOWNSHIPS<br>SR 14 FROM ROCK SPRING RD TO US 224<br>SR 183 FROM US 224 TO SR 14<br>SR 225 FROM GERMAN CHURCH RD TO US 224 | RESURFACING  | \$4,092,120           | \$4,092,120             | \$0                     |
| 110676 | POR/TRU-SR 305/534-5.65/VAR   | NELSON TOWNSHIP<br>SR 282 TO TRUMBULL COUNTY LINE  | RESURFACING  | -\$193,258            | \$0                     | \$0                     |
| 110698 | CUY/SUM-IR 480/SR 91-29.69/19.07                                      | TWINSBURG<br>IR 480 FROM PORTAGE COUNTY LINE TO CUYAHOGA<br>COUNTY LINE; SR 91 AROUND IR 480 INTERCHANGE   | RESURFACING  | \$2,832,432           | \$2,832,432             | \$0                     |
| 111194 | POR-SR 0014-6.25  | SHALERSVILLE TOWNSHIP<br>PRICE RD TO LAKE ROCKWELL RD  | SAFETY IMPROVEMENTS                                    | -\$1,203              | \$0                     | \$0                     |



**HIGHWAY PROJECTS WITH CONSTRUCTION FUNDING**  
FY 2023

| PID #  | PROJECT                        | LOCATION & TERMINI   | TYPE OF WORK  | FY 2023 FEDERAL FUNDS | TOTAL FEDERAL REQUESTED | REMAINING FEDERAL FUNDS |
|--------|--------------------------------|--|---|-----------------------|-------------------------|-------------------------|
| 11218  | SUM-IR 0076-6.40               | AKRON<br>KENMORE SB RAMP TO IR 277 EB  | RESURFACING   | -\$57,616             | \$0                     | \$0                     |
| 11278  | SUM-GRAHAM RD (CR 29)-5.72     | STOW<br>GRAHAM RD & FISHCREEK RD INTERSECTION  | INTERSECTION IMPROVEMENTS   | \$704,473             | \$704,473               | \$0                     |
| 112085 | SUM-TR 236-0.01<br>BENNER RD   | NEW FRANKLIN<br>OVER NIMISILA CREEK  | BRIDGE REPLACEMENT  | \$23,717              | \$23,717                | \$0                     |
| 112467 | SUM-GOODYEAR BLVD BRIDGE       | AKRON<br>OVER WHEELING & LAKE ERIE RR  | BRIDGE REPLACEMENT  | \$2,000,000           | \$2,000,000             | \$0                     |
| 112543 | WAY-CR 57-3.91<br>E OHIO AVE   | RIITMAN<br>MAIN ST TO E SUNSET DR  | RESURFACING   | \$403,405             | \$403,405               | \$0                     |
| 112549 | WAY-CR 57-2.62<br>S MAIN ST    | RIITMAN<br>SOUTHERN CORP LIMIT TO FRONT ST   | RESURFACING   | \$293,527             | \$293,528               | \$1                     |
| 112583 | SUM-RAVENNA RD                 | TWINSBURG<br>GLENWOOD DR TO E IDLEWOODS DR   | RESURFACING   | \$405,010             | \$405,010               | \$0                     |
| 112745 | SUM-GILCHRIST RD PH 1          | MOGADORE<br>AKRON EAST CORP LIMIT TO MOGADORE RD   | RESURFACING   | \$409,704             | \$409,704               | \$0                     |
| 112754 | SUM-JOHNSON RD                 | NORTON<br>HAMETOWN RD TO NORTON EAST CORP LIMIT  | RESURFACING   | \$347,027             | \$347,027               | \$0                     |
| 112755 | SUM-NEW MILFORD/TALLMADGE RD   | ROOTSTOWN/RAVENNA/EDINBURG TOWNSHIPS<br>TALLMADGE RD TO SR 5/44 BYPASS<br>SR 44 TO ALLIANCE RD             | RESURFACING   | \$1,814,326           | \$1,814,326             | \$0                     |
| 112756 | POR-CHESTNUT/RIDDLE            | RAVENNA<br>LAKE RD TO MAIN ST  | RESURFACING   | \$450,000             | \$450,000               | \$0                     |
| 112793 | SUM-SR 21-5.14-7.41            | COPLY TOWNSHIP<br>NORTON CORP LIMIT TO S OF W&LE RR  | RESURFACING<br>MINOR BRIDGE REHAB ON 3 BRIDGES  | \$3,077,003           | \$3,077,003             | \$0                     |
| 113733 | POR-SR 14-6.43                 | SHALERSVILLE TOWNSHIP<br>PRICE RD TO LAKE ROCKWELL RD  | CONSTRUCT SOUTHBOUND CLIMBING LANE,<br>REMOVE NORTHBOUND CLIMBING LANE,<br>REPLACE LEFT TURN LANES AT INTERSECTIONS | \$1,261,375           | \$1,261,375             | \$0                     |
| 113945 | SUM-CR239-1.04<br>CHRISTMAN RD | GREEN<br>OVER NIMISILA RESERVOIR   | NEW STRUCTURE   | \$1,172,000           | \$1,172,000             | \$0                     |
| 114888 | POR-SR 88-13.71                | NELSON TOWNSHIP<br>SR 305 TO CUYAHOGA COUNTY LINE  | RESURFACING AND MINOR BRIDGE WORK   | \$773,264             | \$773,264               | \$0                     |
| 115249 | POR-DEERFIELD TWP SIGN GRANT   | DEERFIELD TOWNSHIP<br>VARIOUS  | SIGN REPLACEMENTS   | \$1,969               | \$1,969                 | \$0                     |
| 115299 | WAY-CR 150-3.47<br>EASTERN RD  | CHIPPEWA TOWNSHIP<br>EASTERN RD FROM SR 94 TO GATES ST<br>GATES ST FROM EASTERN RD TO DOYLETOWN CORP LIMIT | RESURFACING   | \$526,209             | \$526,209               | \$0                     |
| 115305 | WAY-CR 150-0.00<br>EASTERN RD  | MILTON/CHIPPEWA TOWNSHIP<br>RUFENER ST TO GISH RD  | RESURFACING   | \$335,260             | \$335,260               | \$0                     |
| 115313 | SUM-CR 15-8.60 (S Arlington)   | AKRON<br>ERICSSON AVE TO MUNSON ST   | RESURFACING   | \$800,000             | \$800,000               | \$0                     |

**HIGHWAY PROJECTS WITH CONSTRUCTION FUNDING**  
FY 2023

| PID #  | PROJECT  | LOCATION & TERMINI   | TYPE OF WORK  | FY 2023 FEDERAL FUNDS | TOTAL FEDERAL REQUESTED | REMAINING FEDERAL FUNDS |
|--------|--|--|---|-----------------------|-------------------------|-------------------------|
| 115334 | <b>SUM-CR 605-5.88</b> (Broad Blvd)                | CUYAHOGA FALLS<br>STATE RD TO 2ND ST   | RESURFACING   | \$750,500             | \$750,500               | \$0                     |
| 115336 | <b>SUM-CR 53-0.37</b> (Barber Rd)                  | NORTON<br>SOUTH CORP LINE TO WADSWORTH RD  | RESURFACING   | \$662,923             | \$662,923               | \$0                     |
| 115338 | <b>SUM-CR 17-23.27</b> (Brecksville Rd North)      | RICHFIELD<br>SR 303 TO SR 21   | RESURFACING   | \$800,000             | \$800,000               | \$0                     |
| 115339 | <b>POR-CR 256-0.00</b> (E Mennonite Rd)            | AURORA<br>CHILLICOTHE RD TO AURORA EAST CORP LINE  | RESURFACING   | \$442,168             | \$442,168               | \$0                     |
| 115340 | <b>POR-CR 500-0.82</b> (Main St/Water St)          | KENT<br>MAIN ST FROM S MANTUA ST TO WEST END<br>OF PROJECT 112026<br>S. WATER ST FROM SR 59 TO MAIN ST | RESURFACING   | \$750,100             | \$750,100               | \$0                     |
| 115341 | <b>POR-CR 197-1.03</b> (Frost Rd)                  | STREETSBORO<br>PHILLIP PARKWAY TO SUNNY LANE   | RESURFACING   | \$508,712             | \$508,712               | \$0                     |
| 115350 | <b>SUM-CR 662-0.00</b> (4th St)                    | BARBERTON<br>4TH ST FROM W. LAKE RD TO NORTON AVE  | RESURFACING   | \$372,287             | \$372,287               | \$0                     |
| 115351 | <b>SUM-CR 17-1.36</b> (Cleveland-Massillon Rd)     | CLINTON<br>N CLEVELAND MASSILLON RD FROM THE RR<br>TRACKS TO THE NORTH CORP LINE (SERFASS RD)          | RESURFACING   | \$584,824             | \$592,853               | \$8,029                 |
| 115353 | <b>POR/SUM-CR 10/45-0.00/3.33</b><br>(Mogadore Rd) | MOGADORE<br>MOGADORE RD FROM GILCHRIST RD TO MARTIN RD   | RESURFACING   | \$585,026             | \$585,026               | \$0                     |
| 115382 | <b>SUM-CR 205 WLE</b><br>JACOBY RD                 | AKRON<br>AT WHEELING AND LAKE ERIE   | INSTALL FLASHING LIGHTS AND ROADWAY<br>GATES  | \$225,000             | \$225,000               | \$0                     |
| 116025 | <b>SUM-GILCHRIST RD WE</b>                         | AKRON<br>AT WHEELING AND LAKE ERIE   | INSTALL FLASHING LIGHTS AND ROADWAY<br>GATES  | \$20,462              | \$20,462                | \$0                     |
| 116026 | <b>POR-RAVENNA RD WE</b>                           | AT WHEELING AND LAKE ERIE  | INSTALL FLASHING LIGHTS AND ROADWAY<br>GATES  | \$14,000              | \$14,000                | \$0                     |
| 116027 | <b>POR-SEASONS RD WE</b>                           | AT WHEELING AND LAKE ERIE  | INSTALL FLASHING LIGHTS AND ROADWAY<br>GATES  | \$14,000              | \$14,000                | \$0                     |
| 116116 | <b>SUM-HINES HILL RD NS</b>                        | AT NORFOLKJ SOUTHERN   | BLOCKED CROSSING MITIGATION PROJECT TO<br>INSTALL INTERCONNECT TO A JUNCTION BOX<br>TO INDICATE PRESENCE OF A TRAIN | \$43,000              | \$43,000                | \$0                     |
| 116480 | <b>SUM-IR 77/SCHOCALOG RD WE</b>                   | AT WHEELING AND LAKE ERIE  | INSTALL FLASHING LIGHTS AND ROADWAY<br>GATES  | \$13,000              | \$13,000                | \$0                     |
| 116540 | <b>SUM-VALLEYVIEW RD</b> (MACEDONIA)               | MACEDONIA<br>VALLEYVIEW RD FROM THE SOUTH CORP<br>LINE TO TWINSBURG RD                                 | RESURFACING   | \$292,104             | \$292,104               | \$0                     |

**HIGHWAY PROJECTS AUTHORIZED FOR ENGINEERING OR RIGHT OF WAY  
FY 2023**

| PID #  | PROJECT                     | LOCATION & TERMINI  | TYPE OF WORK  | FY 2023 PHASE | FY 2023 FEDERAL FUNDS | TOTAL FEDERAL REQUESTED | REMAINING FEDERAL FUNDS |
|--------|-----------------------------|---|---|---------------|-----------------------|-------------------------|-------------------------|
| 95581  | WAY-SR 94-16.73             | CHIPPEWA TOWNSHIP<br>1200' SOUTH OF WARWICK RD  | BRIDGE REPLACEMENT  | RIGHT OF WAY  | \$27,840              | \$27,840                | \$0                     |
| 100713 | SUM-IR 76-6.72              | AKRON<br>WEST SIDE OF "BELTWAY" SYSTEM  | INCREASE CAPACITY, IMPROVE SAFETY,<br>IMPROVE NOISEWALLS  | ENGINEERING   | \$2,580,000           | \$2,580,000             | \$0                     |
| 106136 | SUM-SR 91-14.49             | HUDSON<br>OVER BRANDYWINE CREEK   | BRIDGE REPLACEMENT  | RIGHT OF WAY  | \$6,000               | \$6,000                 | \$0                     |
| 106885 | SUM-IR 271-1.51             | RICHFIELD TOWNSHIP<br>OVER SOUTHERN RD  | BRIDGE DECK REPLACEMENT   | ENGINEERING   | \$51,161              | \$51,161                | \$0                     |
| 108240 | SUM-WOOSTER RD W            | BARBERTON<br>31ST TO HUDSON RUN RD<br>HUDSON RUN RD TO 2ND ST NW                          | RESURFACING<br>RECONSTRUCTION, ROAD DIET  | ENGINEERING   | \$214,651             | \$214,651               | \$0                     |
| 111404 | SUM IR 0077 24.12           | BATH TOWNSHIP<br>GHENT RD TO EVERETT RD   | WIDENING TO 6 LANES   | ENGINEERING   | \$275,000             | \$275,000               | \$0                     |
| 111405 | SUM IR 0077 28.75           | RICHFIELD/RICHFIELD TOWNSHIP<br>EVERETT RD TO SUMMIT COUNTY LINE                          | WIDENING TO 6 LANES   | ENGINEERING   | \$1,659,510           | \$1,659,510             | \$0                     |
| 112026 | SUM-SR 59-2.14<br>E MAIN ST | KENT<br>WILLOW ST TO HORNING RD   | RECONSTRUCTION WITH MEDIANS,<br>ROUNDBOUTS, BUS PULL OFFS,<br>REPLACE SIDEWALKS, LIGHTING   | ENGINEERING   | \$3,038,935           | \$3,349,225             | 310,289                 |
| 113201 | SUM-SR 91-7.89              | MUNROE FALLS<br>OVER CUYAHOGA RIVER   | BRIDGE DECK REPLACEMENT   | ENGINEERING   | \$380,000             | \$410,218               | \$30,218                |
| 113208 | SUM-IR 77-9.75              | AKRON<br>WATERLOO RD TO LOVERS LANE   | CONSTRUCT NOISE WALLS   | ENGINEERING   | \$772,611             | \$806,234               | \$33,623                |
| 113733 | POR-SR 14-6.43              | SHALERSVILLE TOWNSHIP<br>PRICE RD TO LAKE ROCKWELL RD                                     | CONSTRUCT SOUTHBOUND CLIMBING LANE,<br>REMOVE NORTHBOUND CLIMBING LANE,<br>REPLACE LEFT TURN LANES AT<br>INTERSECTIONS                  | RIGHT OF WAY  | \$26,750              | \$26,750                | \$0                     |
| 114543 | POR-RANDOLPH BRIDGE         | RANDOLPH TOWNSHIP<br>OVER POTTERS CREEK   | REPLACE BRIDGE  | ENGINEERING   | \$22,017              | \$22,017                | \$0                     |
| 114845 | POR-OLD FORGE RAB           | BRIMFIELD TOWNSHIP<br>AT MOGADORE RD  | ROUNDBOUT   | ENGINEERING   | \$208,514             | \$214,713               | \$6,199                 |
| 114865 | SUM-IR 77/SR 8-11.65/0.00   | AKRON<br>I-77 FROM LOVERS LANE TO SR 8<br>I-77 TO JUST NORTH OF PERKINS ST<br>INTERCHANGE | CORRIDOR AND OPERATIONAL IMPROVEMENT<br>INCLUDING RAMP AND SERVICE ROAD<br>RECONFIGURATIONS TO INCREASE<br>SAFETY AND REDUCE CONGESTION | ENGINEERING   | \$3,200,000           | \$3,200,000             | \$0                     |
| 116212 | WAY-SR 57-10.32             | MILTON/CHIPPEWA TOWNSHIPS<br>AT SR 604  | CONVERT TWO-WAY STOP CONTROLLED<br>INTERSECTION INTO A SINGLE-LANE<br>ROUNDBOUT   | ENGINEERING   | \$470,727             | \$480,771               | \$10,044                |
| 117211 | POR-TR 136-1.24 (Jones Rd)  | PORTAGE COUNTY-PALMYRA TOWNSHIP<br>JONES RD (TR 136) OVER KALE CREEK                      | BRIDGE REPLACEMENT  | ENGINEERING   | \$77,794              | \$77,794                | \$0                     |
| 117468 | SUM-CR 50-0.88<br>S MAIN ST | NEW FRANKLIN<br>OVER NIMISILA CREEK   | BRIDGE REHABILITATION   | ENGINEERING   | \$71,643              | \$103,724               | \$32,081                |
| 117488 | SUM-CR 46-0.66<br>IRA RD    | BATH TOWNSHIP<br>OVER NORTH FORK OF YELLOW CREEK  | BRIDGE REPLACEMENT  | ENGINEERING   | \$158,734             | \$180,000               | \$21,266                |
| 117489 | SUM-MR 3-1.60<br>SNYDER AVE | BARBERTON<br>OVER TUSCARAWAS RIVER  | BRIDGE REPLACEMENT  | ENGINEERING   | \$206,341             | \$221,949               | \$15,608                |

**HIGHWAY PROJECTS AUTHORIZED FOR ENGINEERING OR RIGHT OF WAY  
FY 2023**

| PID #  | PROJECT                               | LOCATION & TERMINI                         | TYPE OF WORK  | FY 2023 PHASE | FY 2023 FEDERAL FUNDS | TOTAL FEDERAL REQUESTED | REMAINING FEDERAL FUNDS |
|--------|---------------------------------------|--|---|---------------|-----------------------|-------------------------|-------------------------|
| 117491 | <b>POR-CR 23.5-1.71</b><br>STANLEY RD | WINDHAM TOWNSHIP<br>OVER MAHONING CREEK    | BRIDGE REPLACEMENT  | ENGINEERING   | \$153,367             | \$183,011               | \$29,644                |
| 118008 | <b>WAY-SR 94-18.21</b>                | CHIPPEWA TOWNSHIP<br>AT SR 94/604 & SR 585 | CONVERT TWO-WAY STOP CONTROLLED<br>INTERSECTION INTO A SINGLE-LANE<br>ROUNDBOUT | ENGINEERING   | \$639,341             | \$655,879               | \$16,538                |

**BIKEWAY AND PEDESTRIAN PROJECTS  
FY 2023**

| PID #  | PROJECT  | LOCATION & TERMINI   | TYPE OF WORK                           | FY 2023 PHASE | FY 2023 FEDERAL FUNDS | TOTAL FEDERAL REQUESTED | REMAINING FEDERAL FUNDS |
|--------|--|--|--|---------------|-----------------------|-------------------------|-------------------------|
| 99728  | <b>SUM-MOORE RD SIDEWALKS</b>                          | GREEN<br>ARLINGTON RD TO CHARLESTON DR   | CONSTRUCT NEW SIDEWALKS                | CONSTRUCTION  | \$13,398              | \$13,398                | \$0                     |
| 107797 | <b>SUM-CVNP PED BRIDGE AND TRAIL</b>                   | BOSTON TOWNSHIP<br>SE OF BOSTON MILLS RD TO RIVERVIEW RD                         | NEW PEDESTRIAN CONNECTOR AND<br>BRIDGE | CONSTRUCTION  | \$805,000             | \$805,000               | \$0                     |
| 112788 | <b>SUM-CLEVELAND MASSILLON RD<br/>(CR 17)-16.01</b>    | BATH TOWNSHIP<br>SR 18 TO SPRINGSIDE DR  | CONSTRUCT NEW SIDEWALKS                | ENGINEERING   | \$63,464              | \$120,000               | \$56,536                |
| 116457 | <b>SUM-CR 537-00.19</b><br>(Springside Drive Sidewalk) | BATH TOWNSHIP<br>SPRINGSIDE DR FROM SR 18 MEDINA RD<br>TO CLEVELAND MASSILLON RD | CONSTRUCT NEW SIDEWALKS                | ENGINEERING   | \$64,482              | \$100,000               | \$35,518                |

**HIGHWAY PLANNING ACTIVITIES AUTHORIZED  
FY 2023**

| PID #  | PROJECT / STUDY                    | LOCATION & TERMINI  | TYPE OF WORK  | FY 2023 PHASE | FY 2023 FEDERAL FUNDS | TOTAL FEDERAL REQUESTED | REMAINING FEDERAL FUNDS |
|--------|------------------------------------|---|---|---------------|-----------------------|-------------------------|-------------------------|
| 100691 | <b>SUM-AMATS FY 21 RIDESHARE</b>   | SUMMIT AND PORTAGE COUNTIES AND<br>CHIPPEWA AND MILTON TOWNSHIPS OF<br>WAYNE COUNTY | PROMOTION OF CARPOOLING   | PLANNING      | <b>-\$6,956</b>       | \$0                     | \$0                     |
| 113139 | <b>SUM-8 SAFETY STUDY</b>          | MACEDONIA<br>SR 8 FROM 17.73 TO 19.41   | SAFETY STUDY  | PLANNING      | <b>-\$9,461</b>       | \$0                     | \$0                     |
| 113764 | <b>SUM-IR 77-8.84 MINE</b>         | COVENTRY TOWNSHIP<br>AT SWARTZ RD   | MINE INVESTIGATION  | PLANNING      | \$112,194             | \$115,394               | \$3,200                 |
| 111428 | <b>SUM-AMATS FY 23 AIR QUALITY</b> | SUMMIT AND PORTAGE COUNTIES AND<br>CHIPPEWA AND MILTON TOWNSHIPS OF<br>WAYNE COUNTY | PROMOTION OF ACTIVITIES TO IMPROVE<br>AIR QUALITY SUCH AS BIKING AND<br>WALKING | PLANNING      | \$100,000             | \$100,000               | \$0                     |
| 111432 | <b>SUM-AMATS FY 23 RIDESHARE</b>   | SUMMIT AND PORTAGE COUNTIES AND<br>CHIPPEWA AND MILTON TOWNSHIPS OF<br>WAYNE COUNTY | PROMOTION OF CARPOOLING   | PLANNING      | \$80,000              | \$80,000                | \$0                     |
| 117158 | <b>D04 STUDIES 2022-1</b>          | DISTRICTWIDE  | D04 PRIORITY LIST STUDIES   | PLANNING      | \$173,433             | \$205,028               | \$31,595                |

# HIGHWAY PROJECTS DELAYED OR CANCELLED

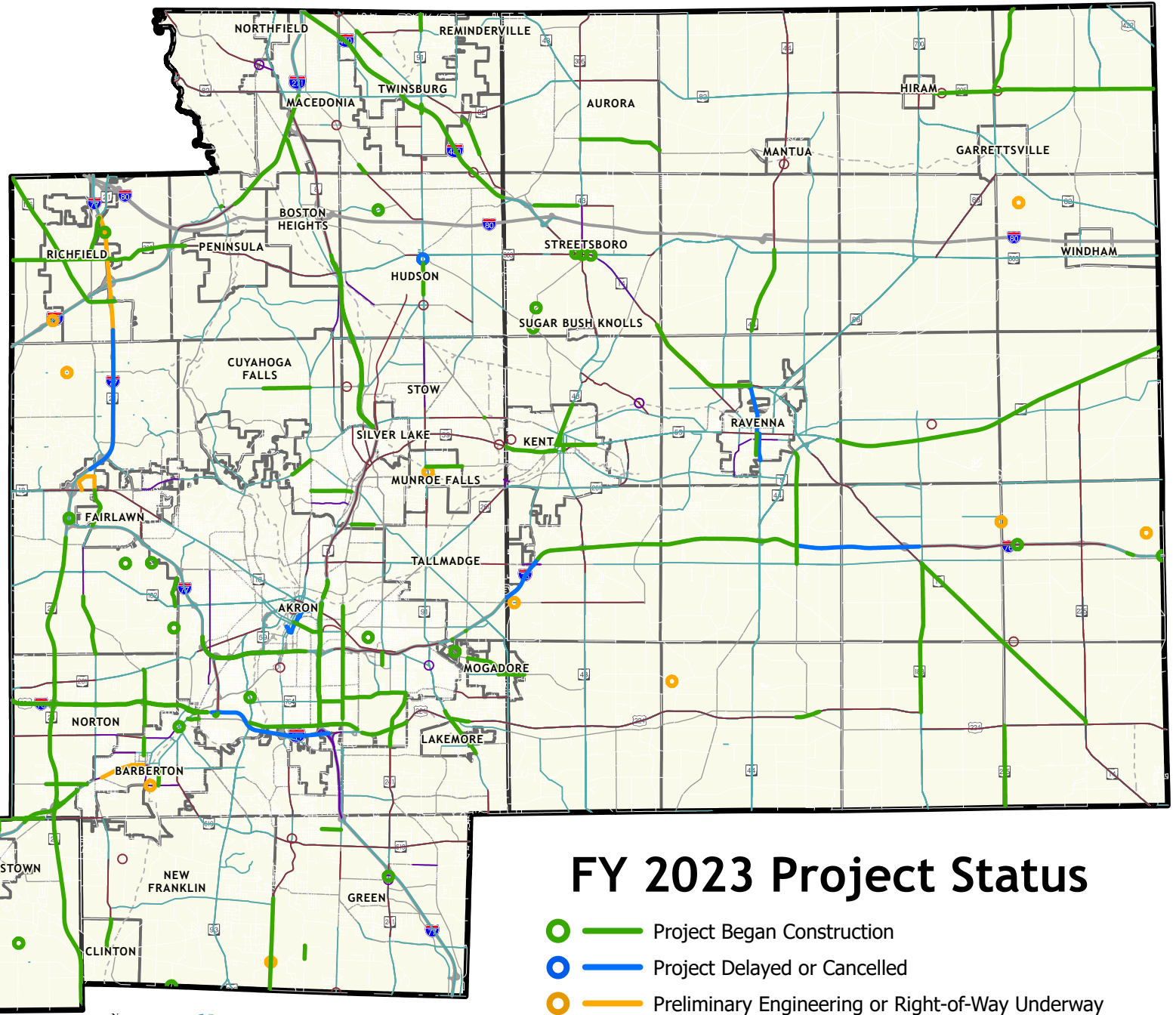
FY 2023

| PID #  | PROJECT  | LOCATION & TERMINI  | TYPE OF WORK  | FY 2023 PHASE | PROJECT STATUS |
|--------|--|---|---|---------------|----------------|
| 115360 | <b>POR-CHESTNUT ST/S PROSPECT ST</b>                   | RAVENNA<br>N. CHESTNUT ST FROM MAIN ST (SR 59) TO SR 14<br>S PROSPECT ST FROM THE S CORP LINE TO<br>MAIN ST (SR 59)   | RESURFACING   | CONSTRUCTION  | DELAYED        |
| 107930 | <b>SUM-FREEDOM TRAIL PH 4</b>                          | AKRON<br>MILL ST TO ROSA PARKS BLVD   | CONSTRUCT 10' PAVED MULTIPURPOSE<br>TRAIL INCLUDING NEW PED BRIDGE<br>OVER S BROADWAY ST                          | CONSTRUCTION  | DELAYED        |
| 116841 | <b>WAY-HEARTLAND TRAILPHASE 4A</b>                     | WAYNE COUNTY-CHIPPEWA TOWNSHIP<br>1,800 FT NORTH OF MARKET ST IN<br>MARSHALLVILLE ALONG THE ABANDONED<br>RAIL BED TO THE CROSSING AT COAL<br>BANK RD  | CONSTRUCTION OF A MULTI-USE TRAIL   | ENGINEERING   | DELAYED        |
| 100713 | <b>SUM-IR 76-6.15</b>                                  | AKRON<br>IR 76 FROM KENMORE LEG TO PRINCETON ST<br>AND E OF GRANT TO SCHOOL RD; IR 77 FROM<br>WATERLOO RD TO LAFOLLETTE ST AND<br>KENMORE LEG TO N OF VERNON ODOM BLVD<br>SR 8 FROM IR76/77 TO PERKINS ST | IMPROVEMENTS TO INCREASE CAPACITY<br>AND IMPROVE SAFETY INCLUDING<br>STRUCTURAL REHABILITATION AND NOISE<br>WALLS | ENGINEERING   | DELAYED        |
| 101077 | <b>POR-IR 76-0.00-1.57</b>                             | BRIMFIELD TOWNSHIP<br>IR 76 FROM SUMMIT COUNTY LINE TO E OF<br>TALLMADGE RD   | CONCRETE PAVEMENT REPAIR  | CONSTRUCTION  | CANCELLED      |
| 112778 | <b>POR-IR 76-9.73-13.55</b>                            | PORTAGE COUNTY<br>I-76 FROM NEW MILFORD RD TO W OF ROCK<br>SPRING RD  | RESURFACING<br>MINOR BRIDGE REHAB   | CONSTRUCTION  | DELAYED        |
| 88939  | <b>SUM-IR 77-24.20-28.38</b>                           | BATH TOWNSHIP<br>I-77 FROM CLEVELAND MASSILLON RD TO<br>EVERETT RD OVERPASS   | RESURFACING<br>BRIDGE REPAIRS   | CONSTRUCTION  | CANCELLED      |
| 94016  | <b>SUM-IR 277-0.00-3.91</b><br><b>SUM-US 224-10.22</b> | AKRON<br>I-277/US 224 FROM I-76/KENMORE LEG TO IR 77<br>US 224 FROM ARLINGTON ST TO GEORGE<br>WASHINGTON BLVD   | RESURFACING<br>MINOR BRIDGE REPAIRS<br>CULVERT REPAIRS  | CONSTRUCTION  | DELAYED        |
| 106136 | <b>SUM-SR 91-14.54</b>                                 | HUDSON<br>SR 91 OVER BRANDYWINE CREEK   | BRIDGE REPLACEMENT  | CONSTRUCTION  | DELAYED        |
| 95581  | <b>WAY-SR 94-16.73</b>                                 | CHIPPEWA TOWNSHIP<br>SR 94 APPROXIMATELY 1200 FEET SOUTH<br>OF WARWICK RD   | BRIDGE REPLACEMENT  | CONSTRUCTION  | DELAYED        |
| 105059 | <b>MAH/POR MCRO FY2023</b>                             | MAHONING AND PORTAGE COUNTIES<br>MAH SR 45 11.77-14.15; POR SR 88 11.13-12.00<br>POR SR 88 12.63-13.70  | MICROSURFACING OF VARIOUS<br>ROADWAYS   | CONSTRUCTION  | CANCELLED      |

**AKRON METROPOLITAN AREA TRANSPORTATION STUDY**  
**TRANSIT PROJECTS ACTIVITY**  
**FY 2023**

| PROJECT DESCRIPTION   | PID<br>NUMBER | TOTAL PROJECT<br>COST | FEDERAL FUNDING<br>AMOUNT | FEDERAL FUNDING<br>SOURCE | STATE<br>FUNDING   | GRANT/PROJECT<br>STATUS |
|---|---------------|-----------------------|---------------------------|---------------------------|--------------------|-------------------------|
| <b>METRO REGIONAL TRANSIT AUTHORITY</b>                       |               |                       |                           |                           |                    |                         |
| <b>FY 2023 Projects</b>                                       |               |                       |                           |                           |                    |                         |
| <b>Capital</b>  |               |                       |                           |                           |                    |                         |
| Design - New Maint. & Operations Facility                     | 104366        | \$3,106,499           | \$2,485,199               | Sec. 5307/5339            | \$500,000          | Awarded                 |
| 10 Small Buses (LTVs) - < 30'                                 | 104363        | \$1,000,000           | \$800,000                 | Sec. 5307                 | \$0                | Awarded                 |
| 13 Large Buses  | 104362        | \$7,250,000           | \$5,800,000               | Sec. 5307/5339            | \$0                | Awarded                 |
| Capital Equipment   | 112220        | \$1,875,000           | \$0                       | -                         | \$1,500,000        | Awarded                 |
| 6 Commuter Buses  | 112221        | \$4,200,000           | \$3,360,000               | Sec. 5307                 | \$0                | Awarded                 |
| Bus Shelters & Bus Stops                                      | 104365        | \$200,000             | \$160,000                 | Sec. 5307                 | \$0                | Awarded                 |
| 2 Large CNG Buses   | 116006        | \$1,068,612           | \$854,889                 | CMAQ-DERG                 | \$0                | Awarded                 |
| 8 Large CNG Buses   | 112270        | \$5,736,068           | \$4,193,562               | Sec. 5307                 | \$590,500          | Awarded                 |
| 3 Large CNG Buses   | 112270        | <u>\$1,950,000</u>    | <u>\$1,560,000</u>        | CMAQ                      | <u>\$0</u>         | Awarded                 |
|   |               | <b>\$26,386,179</b>   | <b>\$19,213,650</b>       |                           | <b>\$2,590,500</b> |                         |
| <b>Operating-Related</b>                                      |               |                       |                           |                           |                    |                         |
| Preventive Maintenance  | 104364        | \$5,443,750           | \$3,680,000               | Sec. 5307                 | \$675,000          | Awarded                 |
| Preventive Maintenance  | 104364        | <u>\$1,070,000</u>    | <u>\$856,000</u>          | STBG-S OTP2               | <u>\$0</u>         | Awarded                 |
|   |               | <b>\$6,513,750</b>    | <b>\$4,536,000</b>        |                           | <b>\$675,000</b>   |                         |
| <b>Planning</b>   |               |                       |                           |                           |                    |                         |
| Operational Planning  | 104368        | <u>\$825,000</u>      | <u>\$0</u>                |                           | <u>\$0</u>         | N/A                     |
|   |               | <b>\$825,000</b>      | <b>\$0</b>                |                           | <b>\$0</b>         |                         |
| <b>2023 METRO RTA TOTALS</b>                                  |               | <b>\$33,724,929</b>   | <b>\$23,749,650</b>       |                           | <b>\$3,265,500</b> |                         |
| <b>PORTAGE AREA REGIONAL TRANSPORTATION AUTHORITY</b>         |               |                       |                           |                           |                    |                         |
| <b>FY 2023 Projects</b>                                       |               |                       |                           |                           |                    |                         |
| <b>Capital</b>  |               |                       |                           |                           |                    |                         |
| 3 Small Buses (LTVs) - < 30'                                  | 111794        | \$258,000             | \$206,400                 | Sec. 5339                 | \$0                | Awarded                 |
| 3 Small Buses (LTVs) - < 30'                                  | 117716        | \$475,806             | \$380,645                 | Sec. 5310                 | \$0                | Awarded                 |
| 4 Small Transit Vans  | 111795        | \$268,000             | \$214,400                 | Sec. 5339                 | \$0                | Awarded                 |
| 3 Large CNG Buses   | 116008        | \$1,579,638           | \$1,105,746               | CMAQ-DERG                 | \$0                | Awarded                 |
| Non-Revenue Vehicles: Two Trucks, One Admin Vehicle           | 117660        | \$182,500             | \$146,000                 | STBG-S OTP2               | \$0                | Awarded                 |
| Building Repair - Preventive Maintenance                      | 111792        | \$110,000             | \$88,000                  | STBG-S OTP2               | \$0                | Awarded                 |
| Computer Hardware   | 117660        | \$50,000              | \$30,000                  | STBG-S OTP2               | \$0                | Awarded                 |
| Computer Software   | 117660        | <u>\$100,000</u>      | <u>\$60,000</u>           | STBG-S OTP2               | <u>\$0</u>         | Awarded                 |
|   |               | <b>\$3,023,944</b>    | <b>\$2,231,191</b>        |                           | <b>\$0</b>         |                         |
| <b>Operating-Related</b>                                      |               |                       |                           |                           |                    |                         |
| Elderly & Disabled Fare Assistance                            | 111790        |                       |                           | -                         | \$100,000          | Awarded                 |
| Preventive Maintenance  | 111792        | <u>\$1,250,000</u>    | <u>\$1,000,000</u>        | Sec. 5307                 | <u>\$200,000</u>   | Awarded                 |
|   |               | <b>\$1,250,000</b>    | <b>\$1,000,000</b>        |                           | <b>\$300,000</b>   |                         |
| <b>Planning</b>   |               |                       |                           |                           |                    |                         |
| Operational Planning  | 111791        | <u>\$65,000</u>       | <u>\$52,000</u>           | Sec. 5307                 | <u>\$0</u>         | N/A                     |
|   |               | <b>\$65,000</b>       | <b>\$52,000</b>           |                           | <b>\$0</b>         |                         |
| <b>2023 PARTA TOTALS</b>                                      |               | <b>\$4,338,944</b>    | <b>\$3,283,191</b>        |                           | <b>\$300,000</b>   |                         |
| <b>Coordinated Human Services Transportation Program</b>      |               |                       |                           |                           |                    |                         |
| <b>FY 2023 Projects</b>                                       |               |                       |                           |                           |                    |                         |
| Elderly & Disabled Capital Equipment -Social Service Agencies | 117716        | <u>\$277,610</u>      | <u>\$222,088</u>          | Sec. 5310                 | <u>\$0</u>         | Awarded                 |
|   |               | <b>\$277,610</b>      | <b>\$222,088</b>          |                           |                    |                         |
| <b>TOTAL PROJECT COST</b>                                     |               | <b>\$38,341,483</b>   | <b>\$27,254,929</b>       |                           | <b>\$3,565,500</b> |                         |

Performance Measures - METRO RTA and PARTA have certified that they have developed and adopted the required performance targets for all rolling stock, equipment, facilities, and infrastructure, through a Transit Asset Management (TAM) Plan, as required by federal guidance.



0 1 2 3 4 Miles