

Annual List of Federally Obligated Projects FY 2022

(July 1, 2021 to June 30, 2022)

September 2022

Akron Metropolitan Area Transportation Study
One Cascade Plaza/Suite 1300/Akron, Ohio 44308
Phone: (330) 375-2436
Fax: (330) 375-2275

This report was prepared by the Akron Metropolitan Area Transportation Study (AMATS) in cooperation with the U.S. Department of Transportation, the Ohio Department of Transportation, and the Village, City and County governments of Portage and Summit Counties and the Chippewa and Milton Township areas of Wayne County.

The contents of this report reflect the views of AMATS, which is responsible for the facts and accuracy of the data presented herein. The contents do not necessarily reflect the official view and policies of the Ohio and/or U.S. Department of Transportation. This report does not constitute a standard, specification or regulation.

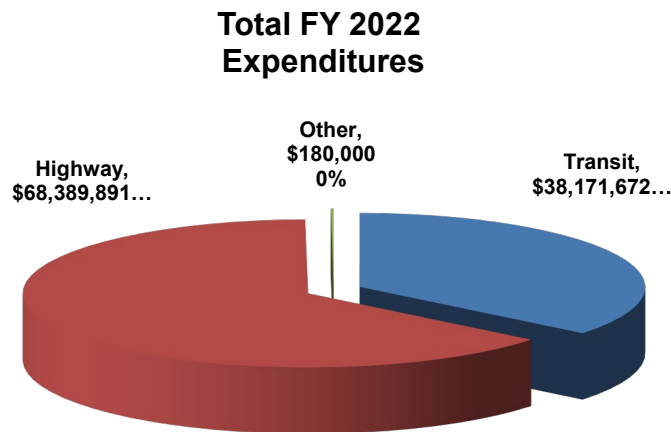
Introduction

The Federal Highway Administration (FHWA) defines obligation as the federal government's commitment to pay or reimburse an entity for the federal share of a project's eligible cost. Obligation does not necessarily indicate expenditure or project completion; only that the project has been approved by the government for reimbursement.

This report includes the status of all projects listed in the Transportation Improvement Program for FY 2022, which began on July 1, 2021 and ended on June 30, 2022.

Obligation Report

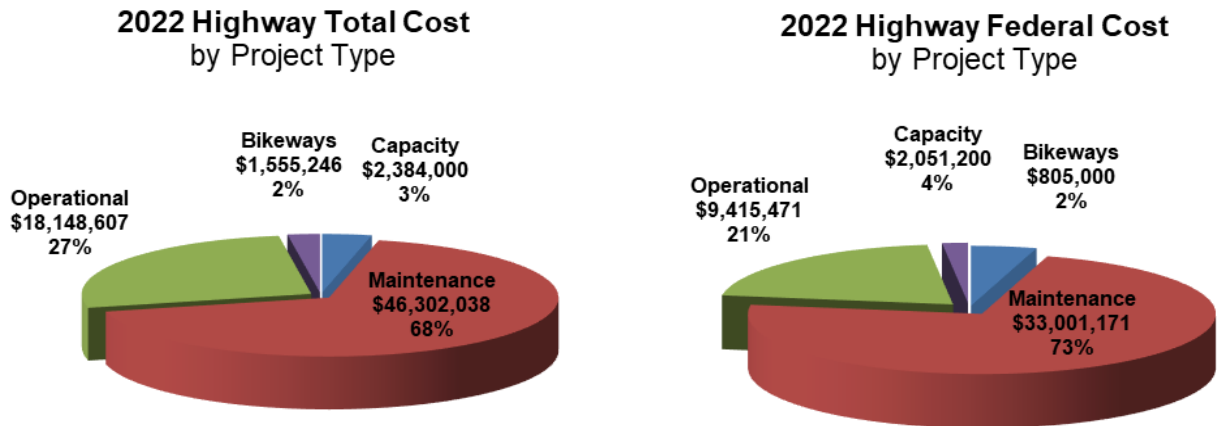
During FY 2022, \$106.7 million was expended on highway and transit projects in the AMATS area. Of this total, \$68.4 million was for highway projects and \$38.2 million for transit projects. The remaining \$180,000 was expended on the AMATS Air Quality Advocacy Program and the Rideshare Program. The following pie chart is a summary of the percentage of total expenditures by mode in the TIP for FY 2022 that includes funding from federal, state and local sources.



Highway Projects

There are several different types of highway projects listed in the TIP. These include capacity, operational, maintenance and bikeway type projects. Capacity projects include constructing new roadways and adding new lanes to existing roadways to accommodate larger volumes of traffic. In FY 2022 there were \$2.4 million in capacity type projects scheduled in the TIP. However, this expenditure was all for engineering and right of way for future construction of these projects. Operational projects which improve the flow of traffic by coordinating traffic signals and/or adding turn lanes accounted for a total of \$18.1 million in expenditures. Maintenance and

preservation projects such as resurfacing or reconstruction accounted for a total of \$46.3 million. Off-road bikeway and pedestrian projects amounted to \$1.6 million. The following pie charts show the expenditures for each project type by total project cost and by federal funding sources only.



Performance measures are central to implementing a Performance-Based Planning Process (PBPP) that guides decision making. How performance is defined and measured can significantly affect the types of projects and strategies that are advanced by decision makers. Moreover, performance results inform agencies whether the types of projects and strategies they are implementing are in fact helping them achieve their goals. Performance measures aim to answer questions about whether the performance of the transportation system is getting better or worse over time. Performance measures also aim to demonstrate whether transportation investments are correlated or linked to stated goals and whether they produce desired outcomes.

Introducing a performance management approach to planning is intended to improve project and program delivery, inform investment decision making, focus staff efforts on priorities, and provide greater transparency and accountability to the public. The current federal legislation applies performance measurement at the programmatic, rather than project level and links performance measures and targets to funding decisions by way of performance-based funding. The purpose of this approach is to move towards performance-based decision-making for project selection.

A full discussion of performance measures can be found in Appendix I of the AMATS FY 2021-2024 Transportation Improvement Program.

Transportation Performance Management (TPM) Aggregate Measures:

- PM1: Safety
- PM2: Infrastructure - Pavement and Bridges
- PM3: System Performance - Congestion and Air Quality

Transportation Performance Management (TPM) Funding

AMATS TRANSPORTATION IMPROVEMENT PROGRAM FY 2021-2024
Highway, Bicycle and Pedestrian - by Year of Construction

	2021	2022	2023	2024	Total
PM1	\$18,250,433	\$8,733,650	\$14,903,250	\$0	\$41,887,333
PM2	\$281,803,233	\$67,630,400	\$91,338,600	\$90,257,000	\$531,029,233
PM3	\$16,350,433	\$11,475,800	\$13,450,250	\$9,084,600	\$50,361,083
		\$87,841,872		TOTAL (\$000's)	\$623,277,650

Note:

Performance Measures Group One (PM1): Safety

Performance Measures Group Two (PM2): Infrastructure - Pavement and Bridges

Performance Measures Group Three (PM3): System Performance - Congestion and Air Quality

Travel Time Reliability, Peak-Hour Excessive Delay (PHED), Mobile Source Emissions,
and Non-Single Occupancy Vehicle (Non-SOV)

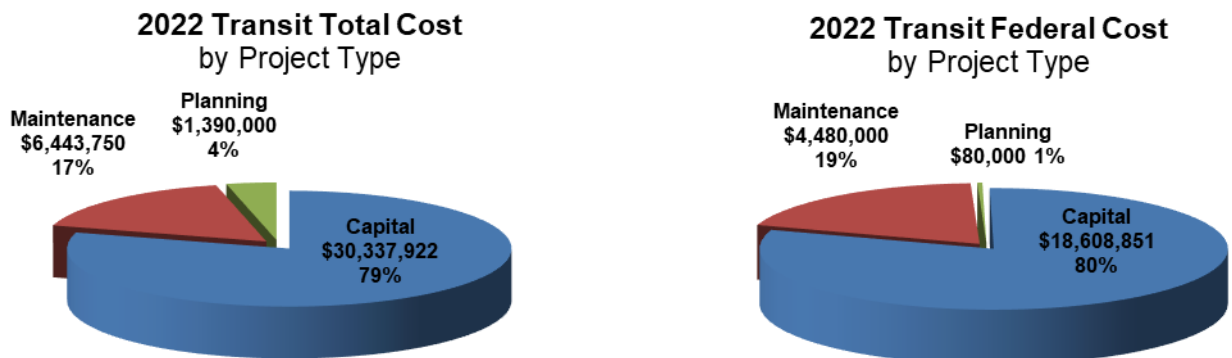
Travel

Transit Asset Management (TAM) - Listed under transit agencies

Transit Projects

Transit projects are also divided into several different types in the TIP. These include capital, operating and planning type projects. Capital projects include purchasing of equipment, which is typically new buses. In FY 2022, there was \$30.3 million in capital expenditures. Operating expenditures such as personnel salaries, fuel costs and routine maintenance on buses and facilities accounted for a little over \$6.4 million. Spending on planning activities such as conducting long range and regional transit planning and measuring of system performance was \$1.4 million. The following pie charts on the next page show the percentage of expenditures for each project type by total project cost and by federal funding sources only.

The Transit Projects table provides project information such as type of project, the amount of federal funds awarded or programmed and the status of the grant or project in FY 2022.



**HIGHWAY PROJECTS THAT BEGAN CONSTRUCTION
FY 2022**

No.	PID #	PROJECT	LOCATION & TERMINI	TYPE OF WORK	FY 2022 FEDERAL FUNDS	TOTAL PHASE COST
1	112756	POR-S. CHESTNUT ST/RIDDLE ST	RAVENNA S. CHESTNUT ST FROM LAKE AVE TO MAIN ST RIDDLE ST FROM MERIDIAN ST TO LIBERTY ST	RESURFACING	\$450,800	\$589,037
2	112755	POR-CR 31-8.01 (New Milford Rd) POR-CR 18-7.85 (Tallmadge Rd) POR-CR 18-12.78 (Tallmadge Rd)	PORTAGE COUNTY <u>NEW MILFORD RD</u> FROM TALLMADGE RD TO SR 5/44 BYPASS <u>TALLMADGE RD</u> FROM SR 44 TO ALLIANCE RD	RESURFACING	\$1,814,326	\$2,622,429
3	115341	POR-CR 197-1.03 (Frost Rd)	STREETSBORO FROST RD FROM PHILLIP PARKWAY TO SUNNY LANE	RESURFACING	\$508,712	\$744,690
4	115339	POR-CR 256-0.00 (E Mennonite Rd)	AURORA E. MENNONITE RD FROM CHILLICOTHE RD TO AURORA EAST CORP LINE	RESURFACING	\$435,616	\$544,521
5	115340	POR-CR 500-0.82 (Main St/Water St)	KENT <u>MAIN ST</u> FROM S MANTUA ST TO WEST END OF PROJECT 112026 <u>S. WATER ST</u> FROM SR 59 TO MAIN ST	RESURFACING	\$750,100	\$1,038,414
6	102858	POR-IR 76-16.58/21.18	PALMYRA TOWNSHIP I-76 BRIDGES OVER JOHN THOMAS RD AND MAHONING RD	BRIDGE DECK REPLACEMENT	\$2,678,427	\$2,976,030
7	105860	POR-SR 14-12.96	RAVENNA TOWNSHIP SR 14 BRIDGE OVER SR 5/SR44	DECK REPLACEMENT	\$2,568,785	\$3,218,100
8	102394	POR-SR 44-16.48-19.18	SHALERSVILLE TOWNSHIP SR 44 FROM N OF LAKE ROCKWELL RD TO N OF SR 303	RESURFACING	\$4,398,632	\$5,498,290

**HIGHWAY PROJECTS THAT BEGAN CONSTRUCTION
FY 2022**

No.	PID #	PROJECT	LOCATION & TERMINI	TYPE OF WORK	FY 2022 FEDERAL FUNDS	TOTAL PHASE COST
9	111007	POR-SR 82-6.14	MANTUA TOWNSHIP SR 82 AND CHAMBERLAIN RD INTERSECTION	CONSTRUCT ONE LANE ROUNDABOUT AT SR 82 AND CHAMBERLAIN RD	\$3,503,881	\$3,918,118
10	103024	D04 BH FY2022 (WEST)	PORTAGE, STARK, AND SUMMIT COUNTIES	BRIDGE MAINTENANCE OF STRUCTURES IN PORTAGE, STARK, AND SUMMIT COUNTIES	771,308	964,136
11	105120	POR/SUM MCRO FY2022	MANTUA TOWNSHIP MACEDONIA/NORTHFIELD POR-SR 82, POR SR 183 SUM SR 8	MICROSURFACING OF VARIOUS ROADWAYS	1,067,197	1,333,996
12	112085	SUM-BENNER RD (TR 236)-0.01	NEW FRANKLIN	REPLACE BRIDGE	\$611,397	\$764,247
13	115313	SUM-CR 15-8.60 (S Arlington)	AKRON ARLINGTON ST FROM ERICSSON AVE TO MUNSON ST	RESURFACING	\$800,000	\$1,851,390
14	115338	SUM-CR 17-23.27 (Brecksville Rd North)	RICHFIELD BRECKSVILLE RD FROM SR 303 TO SR 21	RESURFACING	\$800,000	\$1,225,003
15	115336	SUM-CR 53-0.37 (Barber Rd)	NORTON BARBER RD FROM THE SOUTH CORP LINE TO WADSWORTH RD	RESURFACING	\$662,923	\$1,106,066
16	115334	SUM-CR 605-5.88 (Broad Blvd)	CUYAHOGA FALLS BROAD BLVD FROM STATE RD TO 2ND ST	RESURFACING	\$800,000	\$938,125

**HIGHWAY PROJECTS THAT BEGAN CONSTRUCTION
FY 2022**

No.	PID #	PROJECT	LOCATION & TERMINI	TYPE OF WORK	FY 2022 FEDERAL FUNDS	TOTAL PHASE COST
17	108467	SUM-CLEVELAND MASSILLON RD (CR 17)-10.68 PART 1 AND PART 2	COPLEY TOWNSHIP CLEVELAND MASSILLON RD FROM NORTON N CORP LIMIT TO RIDGEWOOD RD (SOUTH INTERSESECTION)	RESURFACING	\$1,610,000	\$3,641,695
18	113504	SUM GR FY2022 CEAO	VARIOUS COUNTY ROUTES WITHIN SUMMIT COUNTY	REPLACE/UPGRADE APPROXIMATELY 28,000 FEET OF GUARDRAIL	326,452	368,140
19	88937	SUM-IR 77-15.87-19.51	AKRON I-77 FROM VERNON ODOM BLVD TO AKRON WEST CORP LINE	RESURFACING BRIDGE REPAIRS	\$4,813,425	\$5,348,250
20	112754	SUM-JOHNSON RD	NORTON JOHNSON RD FROM HAMETOWN RD TO NORTON EAST CORP LIMIT	RESURFACING	\$347,027	\$433,784
21	113169	SUM-MUNROE FALLS AVE	MUNROE FALLS MUNROE FALLS AVE FROM THE WEST CORP LINE TO MAIN ST (SR 91)	RESURFACING	\$261,190	\$371,800
22	108454	SUM-OLDE EIGHT RD (CR 16)-12.70 PART 2	NORTHFIELD CENTER TOWNSHIP BOSTON HEIGHTS N CORP LIMIT TO HIGHLAND RD (S INTERSECTION)	RESURFACING	\$805,000	\$1,489,651
23	108140	SUM-RAVENNA RD PART 1	TWINSBURG TOWNSHIP TWINSBURG SOUTH CORP LIMIT TO JUST NORTH OF OLD MILL RD	RESURFACING	\$805,000	\$1,233,965
24	112583	SUM-RAVENNA RD	TWINSBURG CHAMBERLIN RD TO E IDLEWOOD DR	RESURFACING	\$405,010	\$506,262

**HIGHWAY PROJECTS THAT BEGAN CONSTRUCTION
FY 2022**

No.	PID #	PROJECT	LOCATION & TERMINI	TYPE OF WORK	FY 2022 FEDERAL FUNDS	TOTAL PHASE COST
25	102742	SUM-SR 93-9.10-11.40 SUM-SR 162-7.26-8.05 SUM-SR 162-8.56-8.83	AKRON SR 93 FROM WILBETH RD TO VERNON ODOM BLVD SR 162 FROM W OF STORER AVE TO E OF DIAGONAL SR 162 FROM CRESTWOOD AVE TO E OF OVIATT PL	RESURFACING	1,948,856	2,676,830
26	103173	SUM-SR 241/BOETTLER/FRANKS/ CORPORATE WOODS	GREEN SR 241 AT BOETTLER RD/FRANKS PKWY AND SR 241 AT CORPORATE WOODS CIR/THORN DR	REPLACE SIGNALIZED INTERSECTION WITH HYBRID ROUNDABOUT	\$5,029,481	\$8,910,122
27	113168	SUM-W STEELS CORNERS RD PH 2	CUYAHOGA FALLS STEELS CORNERS RD FROM AKRON PENINSULA RD TO NORTHAMPTON RD	RESURFACING	\$700,000	\$1,385,579
28	106539	SUM-WOOSTER RD/ROBINSON	BARBERTON WOOSTER RD W FROM ROBINSON AVE TO 4TH ST	ELIMINATE WB OUTSIDE LANE IMPROVE INTERSECTION SIGNAL COORDINATION CONSTRUCT SHARED USE PATH	\$377,872	\$1,500,900
29	115305	WAY-CR 0150-00.00 (Eastern Rd)	RITTMAN EASTERN RD FROM RUFENER ST TO GISH RD	RESURFACING	\$335,765	\$419,075
30	115299	WAY-CR 0150-3.47 (Eastern Rd/Gates St)	CHIPPEWA TOWNSHIP EASTERN RD FROM SR 94 TO PORTAGE ST GATES ST FROM EASTERN RD TO DOYLESTOWN CORP LIMIT	RESURFACING	\$526,209	\$733,622
31	112549	WAY-CR 57-2.62 (SOUTH MAIN STREET)	RITTMAN SOUTH MAIN ST FROM SOUTH CIRP LINE TO FRONT ST	RESURFACING MINOR BRIDGE REPAIRS	\$293,528	\$366,909
32	112543	WAY-CR 57-3.91 (EAST OHIO AVE)	RITTMAN EAST OHIO AVE FROM MAIN STREET TO EAST SUNSET DR	RESURFACING MINOR BRIDGE REPAIRS	\$403,405	\$504,256

**HIGHWAY PROJECTS AUTHORIZED FOR ENGINEERING OR RIGHT OF WAY
FY 2022**

No.	PID #	PROJECT	LOCATION & TERMINI	TYPE OF WORK	FY 2021 PHASE	FY 2022 FEDERAL FUNDS	TOTAL PHASE COST
1	111728	SUM-GRAHAM RD (CR 29)-5.72	STOW GRAHAM RD & FISHCREEK RD INTERSECTION	INTERSECTION IMPROVEMENTS	RIGHT OF WAY	\$37,863	\$42,070
2	111404	SUM-IR 77-24.12	BATH TOWNSHIP IR-77 FROM GHENT RD TO EVERETT RD	WIDENING FROM FOUR LANES TO SIX LANES	ENGINEERING	\$800,000	\$1,000,000
3	111405	SUM-IR 77-28.75	RICHFIELD / RICHFIELD TOWNSHIP IR-77 FROM EVERETT RD TO THE OHIO TURNPIKE	WIDENING FROM FOUR LANES TO SIX LANES	ENGINEERING	\$1,200,000	\$1,500,000
4	111405	SUM-IR 77-28.75	RICHFIELD / RICHFIELD TOWNSHIP IR-77 FROM EVERETT RD TO THE OHIO TURNPIKE	WIDENING FROM FOUR LANES TO SIX LANES	RIGHT OF WAY	\$51,200	\$64,000
5	106885	SUM-IR 271-1.51	RICHFIELD TOWNSHIP IR 271 OVER SOUTHERN RD	BRIDGE REPLACEMENT	ENGINEERING	\$33,881	\$56,846
6	108240	SUM-WOOSTER RD W	BARBERTON HUDSON RUN RD TO 2ND ST NW	RECONSTRUCTION POSSIBLE ROAD DIET	ENGINEERING RIGHT OF WAY	\$167,900 \$100,300	\$1,239,500 \$111,400
7	106875	STW AV/CV DATA SYSTEMS ANALYSIS	STATEWIDE	DATA SYSTEM ANALYSIS FOR AV/CV VEHICLES	ENGINEERING	\$90,000	\$3,405,230

HIGHWAY PLANNING ACTIVITIES AUTHORIZED FY 2022

No.	PID #	PROJECT / STUDY	LOCATION & TERMINI	TYPE OF WORK	FY 2022 FEDERAL FUNDS	TOTAL PHASE COST
1	111426	SUM-AMATS FY 22 AIR QUALITY	SUMMIT AND PORTAGE COUNTIES AND CHIPPEWA AND MILTON TOWNSHIPS OF WAYNE COUNTY	PROMOTION OF ACTIVITIES TO IMPROVE AIR QUALITY SUCH AS BIKING AND WALKING	\$100,000	\$100,000
2	111431	SUM-AMATS FY 22 RIDESHARE	SUMMIT AND PORTAGE COUNTIES AND CHIPPEWA AND MILTON TOWNSHIPS OF WAYNE COUNTY	PROMOTION OF CARPOOLING	\$80,000	\$80,000

HIGHWAY PROJECTS DELAYED OR CANCELLED
FY 2022

No.	PID #	PROJECT	LOCATION & TERMINI	TYPE OF WORK	FY 2022 PHASE	PROJECT STATUS
1	102701	SUM-E EXCHANGE ST	AKRON E EXCHANGE ST FROM BROADWAY ST TO FOUNTAIN ST	REDUCE LANES ADD BIKE LANES INSTALL MEDIAN SIGNAL INTERCONNECT	CONSTRUCTION	DELAYED
2	102796	SUM-FREEDOM TRAIL MIDDLEBURY	TALLMADGE/STOW/KENT PORTAGE HIKE & BIKE TO EXISTING END POINT OF FREEDOM TRAIL	MULTIPURPOSE TRAIL	CONSTRUCTION	DELAYED
3	99729	SUM-RABER RD SIDEWALKS	GREEN TROON DR TO MAYFAIR RD	CONSTRUCT NEW MULTIPURPOSE 10' TRAIL (SOUTH SIDE)	CONSTRUCTION	DELAYED
4	106445	SUM-SR 91-13.45	HUDSON SR 91 FROM BARLOW RD TO VETERANS WAY	ADD TWO WAY LEFT TURN LANE BIKE LANES SIDEWALK IMPROVEMENTS	CONSTRUCTION	DELAYED
5	108200	SUM-WHITE POND DR	COPLEY TOWNSHIP COPLEY RD TO AKRON S CORP LIMIT	RESURFACING	CONSTRUCTION	DELAYED

BIKEWAY AND PEDESTRIAN PROJECTS

FY 2022

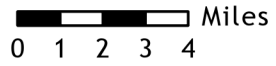
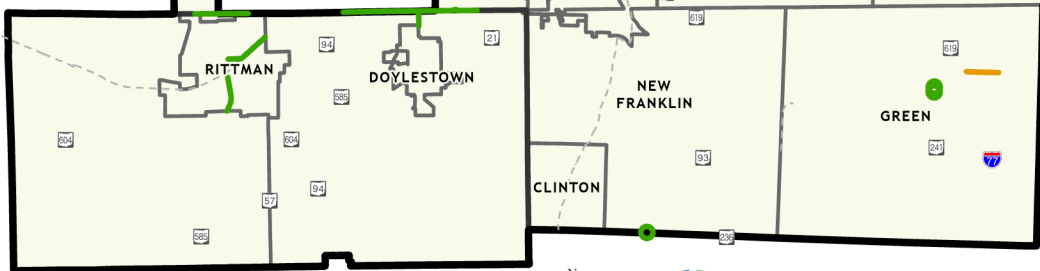
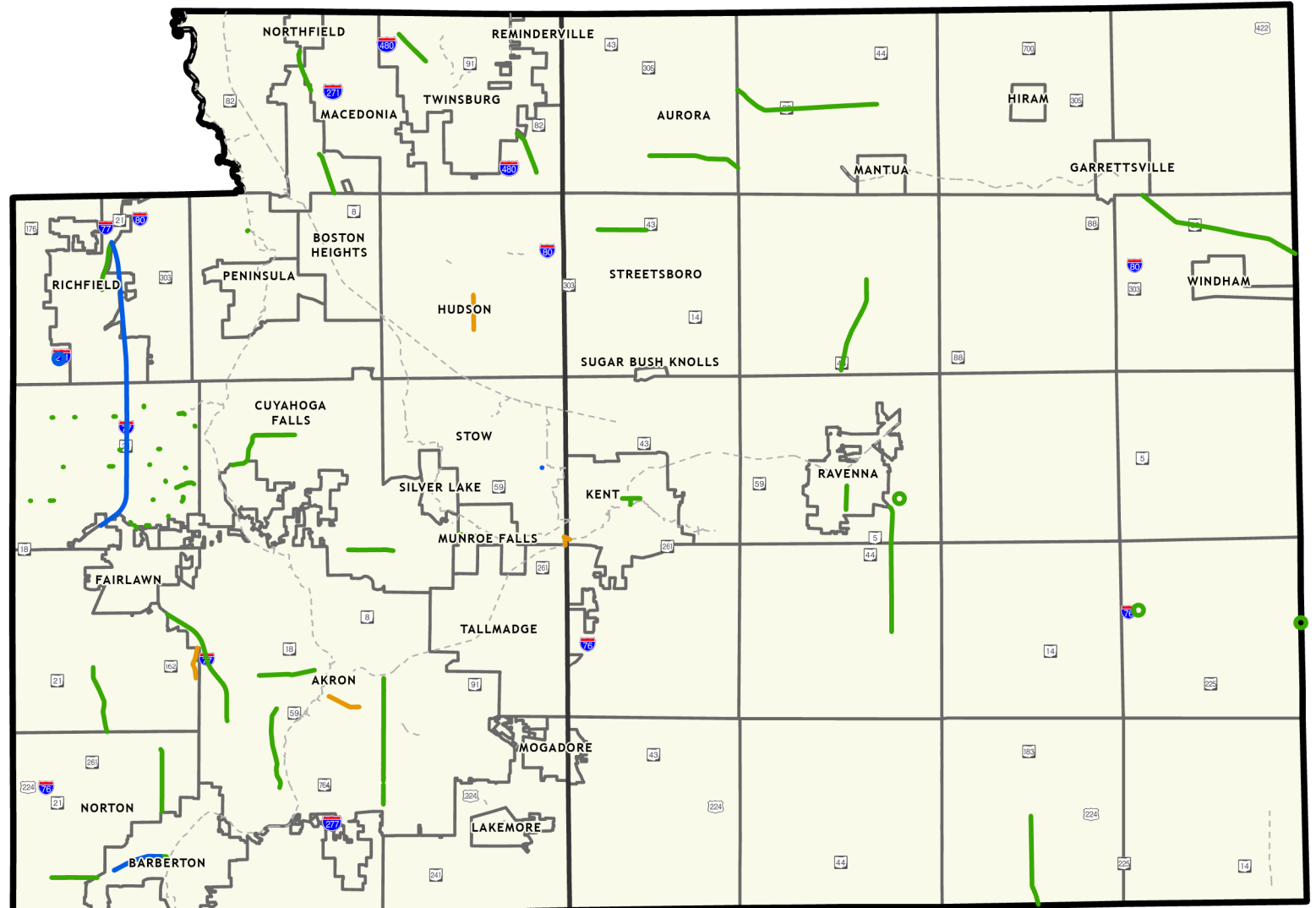
No.	PID #	PROJECT	LOCATION & TERMINI	TYPE OF WORK	FY 2022 PHASE	FY 2022 FEDERAL FUNDS	TOTAL PHASE COST
1	107797	SUM-CVNP PED BRIDGE AND TRAIL	BOSTON TOWNSHIP SOUTHEAST OF BOSTON MILLS RD AND RIVERVIEW RD	NEW PED BRIDGE OVER CUYAHOGA RIVER	CONSTRUCTION	\$805,000	\$1,555,246

AKRON METROPOLITAN AREA TRANSPORTATION STUDY




TRANSIT PROJECTS ACTIVITY

FY 2022

PROJECT DESCRIPTION	PID NUMBER	TOTAL PROJECT COST	FEDERAL FUNDING AMOUNT	FUNDING SOURCE	STATE FUNDING	GRANT/PROJECT STATUS
METRO REGIONAL TRANSIT AUTHORITY						
FY 2022 Projects						
Capital						
Design- New Operations Facility	104366	\$1,466,910	\$966,910	Sec. 5339	\$500,000	Awarded
Bldg Rehabilitation, Property Maintenance	104366	\$5,000,000	\$500,000	Sec. 5307	\$0	Awarded
20 Small Buses	104363	\$2,000,000	\$1,600,000	Sec. 5307	\$0	Awarded
11 Large Buses	104362	\$6,100,000	\$4,900,000	Sec. 5307/5339	\$0	Awarded
IT Hardware	112220	\$175,000	\$125,500	STBG-S OTP2	\$0	Awarded
Capital Equipment	112220	\$1,875,000	\$0		\$1,500,000	Awarded
2 Commuter Buses	112221	\$1,400,000	\$1,120,000	Sec. 5307	\$0	Awarded
Bus Shelters & Bus Stops	104365	\$200,000	\$160,000	Sec. 5307	\$0	Awarded
2 Large CNG Buses	114452	\$1,068,152	\$854,522	CMAQ-DERG	\$0	Awarded
11 Large CNG Buses	114452	\$6,647,787	\$5,093,917	Sec. 5307	\$590,500	Awarded
		\$25,932,849	\$15,320,849		\$2,590,500	
Operating-Related						
Preventive Maintenance	104364	<u>\$5,443,750</u>	<u>\$3,680,000</u>	Sec. 5307	<u>\$675,000</u>	Awarded
		\$5,443,750	\$3,680,000		\$675,000	
Planning						
BRT Feasibility Study	112487	\$500,000	\$80,000	STBG-A	\$420,000	Awarded
Operational Planning	104368	<u>\$825,000</u>	<u>\$0</u>	-	<u>\$0</u>	N/A
		\$1,325,000	\$80,000		\$420,000	
2022 METRO RTA TOTALS		\$32,701,599	\$19,080,849		\$3,685,500	
PORTAGE AREA REGIONAL TRANSPORTATION AUTHORITY						
FY 2022 Projects						
Capital						
6 Small Buses	111781	\$400,000	\$320,000	Sec. 5339	\$0	Awarded
2 Large CNG Buses	111777	\$1,150,000	\$920,000	CMAQ	\$0	Awarded
2 Large CNG Buses	114450	\$1,204,794	\$722,876	CMAQ-DERG	\$0	Awarded
		\$2,754,794	\$1,962,876		\$0	
Operating-Related						
Elderly & Disabled Fare Assistance	111771			-	\$100,000	Awarded
Preventive Maintenance	111774	<u>\$1,000,000</u>	<u>\$800,000</u>	Sec. 5307	<u>\$200,000</u>	Awarded
		\$1,000,000	\$800,000		\$300,000	
Planning						
Operational Planning	111772	<u>\$65,000</u>	<u>\$0</u>	-		N/A
		\$65,000	\$0		\$0	
2022 PARTA TOTALS		\$3,819,794	\$2,762,876		\$300,000	
Coordinated Human Services Transportation Program						
FY 2022 Projects						
Elderly & Disabled Small Bus Acq- METRO + SS Agencies	115440	\$558,060	\$446,448	Sec. 5310	\$0	Awarded
Elderly & Disabled Small Bus Acq- METRO + SS Agencies	117297	\$689,900	\$556,823	Sec. 5310	\$0	Awarded
Elderly & Disabled Small Bus Acq- PARTA + SS Agencies	115440	<u>\$402,319</u>	<u>\$321,855</u>	Sec. 5310	<u>\$0</u>	Awarded
		\$1,650,279	\$1,325,126			
TOTAL PROJECT COST		\$38,171,672	\$23,168,851		\$3,985,500	
Performance Measures - METRO RTA and PARTA have certified that they have developed and adopted the required performance targets for all rolling stock, equipment, facilities, and infrastructure, through a Transit Asset Management (TAM) Plan, as required by federal guidance.						



FY 2022 Project Status

-  Project Began Construction
-  Preliminary Engineering or Right-of-Way Underway
-  Project Delayed

August 2022